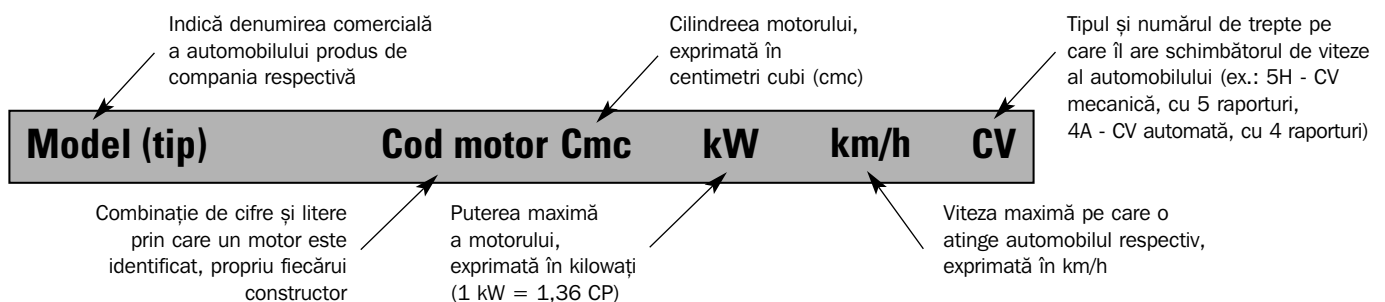


# Lista informativă a autovehiculelor (generic numite "Euro 3") care pot fi omologate în vederea primei înmatriculări în România

**D**eseori v-ați întrebat dacă un anumit autovehicul poate fi omologat în România. Decizia hotărâtoare în alegerea unei mașini second-hand ce se dorește a fi importată depinde, în cea mai mare măsură, de gradul de poluare chimică a autovehiculului în cauză. Revista Auto Test vă pune la dispoziție o întreagă bază de date, din care vă veți putea alege modelul de autovehicul dorit. Datele cuprinse în tabel reprezintă informații despre fabricant, tipul de autovehicul, codul motor, cilindrarea, puterea maximă a motorului, viteza maximă a autovehiculului, tipul și numărul de trepte ale cutiei de viteze. Menționăm faptul că tabelul nu conține date despre modelul autovehiculului și despre data omologării sale de tip în Europa.

**! Atragem atenția cititorilor asupra faptului că datele din această listă sunt strict informative, responsabilitatea Registrului Auto Român cu privire la autovehiculele ce pot fi omologate în România fiind dată doar prin "Nota de consultanță", eliberată în funcție de numărul de identificare al autovehiculului. Pentru aceasta, vă rugăm să vă adresați specialiștilor Departamentului CTPC, de la oricare reprezentanță RAR din țară.**



# ALFA ROMEO

FIAT AUTO S.p.A., Corso Giovanni Agnelli, 200, I-10135 Torino, Italia

▶ [www.alfaromeo.com](http://www.alfaromeo.com), [www.alfaromeo.ro](http://www.alfaromeo.ro)



*Alfa Romeo*

Model (tip)	Cod motor	Cmc	kW	km/h	CV
147 Twin Spark	AR37203	1598	77	185	5H
147 Twin Spark	AR32104	1598	88	195	5H
147 Twin Spark	AR32310	1970	110	208	5H
147 JTD	937A2000	1910	85	191	5H
156 TS	AR32103	1598	81	193	5H
156 TS	AR32104	1598	88	200	5H
156 TS	AR32205	1747	103	208	5H
156 TS	AR32310	1970	110	214	5H
156 TS	AR32310	1970	110	214	5A
156 TS Sport Wagon	AR32103	1598	81	193	5H
156 TS Sport Wagon	AR32104	1598	88	200	5H
156 TS Sport Wagon	AR32205	1747	103	208	5H
156 TS Sport Wagon	AR32310	1970	110	214	5H
156 TS Sport Wagon	AR32310	1970	110	214	5A
156 V6	AR32405	2492	141	230	5H
156 V6	AR32405	2492	141	230	4A

Model (tip)	Cod motor	Cmc	kW	km/h	CV
156 V6 Sport Wagon	AR32405	2492	141	230	5H
156 V6 Sport Wagon	AR32405	2492	141	230	4A
156 JTD	AR37101	1910	81	191	5H
156 JTD	839A6000	2387	103	205	5H
156 JTD Sport Wagon	AR37101	1910	81	191	5H
156 JTD Sport Wagon	839A6000	2387	103	205	5H
166 Twin Spark	AR36301	1970	110	211	6H
166 V6	AR36201	2492	138	225	6H
166 V6	AR36101	2959	162	241	6H
166 V6	AR36101	2959	162	236	4A
166 JTD	839A6000	2387	103	204	6H
GTV Twin Spark	AR32310	1970	110	220	5H
GTV V6	AR16105	2959	160	248	6H
SPIDER Twin Spark	AR32310	1970	110	210	5H
SPIDER V6	AR16105	2959	160	233	6H

Model (tip)	Cod motor	Cmc	kW	km/h	CV
A2	AUA	1390	55	173	5H
A2 TDI	ANY	1191	45	168	5A
A2 TDI	AMF	1422	55	173	5H
A3/S3	AVU	1595	75	189	5H
A3/S3	AVU	1595	75	184	4A
A3/S3	APG	1781	92	202	5H
A3/S3	APG	1781	92	197	4A
A3/S3	AUM	1781	110	217	5H
A3/S3	AUM	1781	110	214	4A
A3/S3	AUQ	1781	132	228	5H
A3/S3	AUQ	1781	132	223	5A
A3/S3 QUATTRO	ARX	1781	110	215	5H
A3/S3 QUATTRO	ARY	1781	132	226	6H
A3/S3 QUATTRO	AMK	1781	154	238	6H
A3/S3 TDI	ALH	1896	66	181	5H
A3/S3 TDI	ATD	1896	74	188	5H
A3/S3 TDI	ATD	1896	74	183	5A
A3/S3 TDI	ASV	1896	81	194	5H
A3/S3 TDI	ASZ	1896	96	205	6H
A3/S3 TDI	ASZ	1896	96	200	5A
A3/S3 TDI QUATTRO	ASZ	1896	96	203	6H
A4/S4	ALZ	1595	75	187	5H
A4/S4	ALZ	1595	75	190	5H
A4/S4	AVV	1781	92	204	5H
A4/S4	AVV	1781	92	198	4A
A4/S4	AWT	1781	110	221	5H
A4/S4	AVJ	1781	110	222	5H
A4/S4	AVJ	1781	110	217	SA
A4/S4	AWT	1781	110	214	5A
A4/S4	ALT	1984	96	212	5H
A4/S4	ALT	1984	96	205	SA
A4/S4	AMM	2393	120	226	5H
A4/S4	AMM	2393	120	220	5A
A4/S4	AML	2393	121	226	5H
A4/S4	AML	2393	121	220	5A
A4/S4	ASN	2976	162	245	5H
A4/S4	ASN	2976	162	238	SA
A4/S4 QUATTRO	AWT	1781	110	214	5H
A4/S4 QUATTRO	AVJ	1781	110	220	5H
A4/S4 QUATTRO	AVJ	1781	110	220	5H
A4/S4 QUATTRO	AMX	2771	142	238	5H
A4/S4 QUATTRO	AMX	2771	142	233	5A
A4/S4 QUATTRO	ASN	2976	162	243	5H
A4/S4 QUATTRO	ASN	2976	162	243	6H
A4/S4 QUATTRO	ASN	2976	162	238	5A
A4/S4 QUATTRO	AZB	2671	195	250	6H
A4/S4 TDI	AHH	1896	66	181	5H
A4/S4 TDI	AYM	1896	74	190	5H
A4/S4 TDI	AJM	1896	85	200	5H
A4/S4 TDI	AJM	1896	85	196	5A
A4/S4 TDI	AJM	1896	85	200	5H
A4/S4 TDI	AJM	1896	85	196	5A
A4/S4 TDI	AWX	1896	96	207	5H
A4/S4 TDI	AKN	2496	110	220	6H
A4/S4 TDI	AKN	2496	110	214	5A
A4/S4 TDI	AKN	2496	110	220	6H
A4/S4 TDI	AKN	2496	110	214	5A


Model (tip)	Cod motor	Cmc	kW	km/h	CV
A4/S4 TDI	AYM	2496	132	220	6H
A4/S4 TDI	AYM	2496	132	215	SA
A4/S4 TDI QUATTRO	ATJ	1896	85	196	6H
A4/S4 TDI QUATTRO	AKN	2496	110	216	6H
A4/S4 TDI QUATTRO	AKN	2496	110	212	5A
A4/S4 TDI QUATTRO	AKE	2496	132	225	6H
A4/S4 TDI QUATTRO	AKE	2496	132	221	5A
A4/S4 TDI QUATTRO	AJM	1896	85	196	5H
A4/S4 TDI QUATTRO	AJM	1896	85	196	6H
A4/S4 TDI QUATTRO	ATJ	1896	85	196	6H
A4/S4 TDI QUATTRO	AKN	2496	110	216	6H
A4/S4 TDI QUATTRO	AKN	2496	110	212	5A
A4/S4 AVANT	ALZ	1595	75	183	5H
A4/S4 AVANT	AVV	1781	92	200	5H
A4/S4 AVANT	AVV	1781	92	194	4A
A4/S4 AVANT	AWT	1781	110	217	5H
A4/S4 AVANT	AWT	1781	110	210	5A
A4/S4 AVANT	AMM	2393	120	222	5H
A4/S4 AVANT	AMM	2393	120	216	5A
A4/S4 AVANT	AML	2393	121	222	5H
A4/S4 AVANT	AML	2393	121	216	5A
A4/S4 AVANT QUATTRO	AWT	1781	110	215	5H
A4/S4 AVANT QUATTRO	AMX	2771	142	234	5H
A4/S4 AVANT QUATTRO	AMX	2771	142	229	5A
A4/S4 AVANT QUATTRO	AZB	2671	195	250	6H
A4/S4 AVANT TDI	AHH	1896	66	177	5H
A4/S4 AVANT TDI	AJM	1896	85	195	5H
A4/S4 AVANT TDI	AJM	1896	85	192	5A
A4/S4 AVANT TDI	AJM	1896	85	196	5H
A4/S4 AVANT TDI	AKN	2496	110	216	6H
A4/S4 AVANT TDI	AKN	2496	110	210	5A
A4/S4 AVANT TDI QUATTRO	AJM	1896	85	192	5H
A4/S4 AVANT TDI QUATTRO	AJM	1896	85	192	6H
A4/S4 AVANT TDI QUATTRO	ATJ	1896	85	192	6H
A4/S4 AVANT TDI QUATTRO	AKN	2496	110	212	6H
A4/S4 AVANT TDI QUATTRO	AKN	2496	110	208	5A
A4/S4 AVANT TDI QUATTRO	AKN	2496	110	212	6H
A6	AWT	1781	110	216	5H
A6	AWT	1781	110	215	SA
A6	ASM	2393	100	208	5H
A6	AMM	2393	120	222	5H
A6	AMM	2393	120	218	SA
A6	AML	2393	121	222	5H
A6	AML	2393	121	218	SA
A6	AMX	2771	142	236	5H
A6	AMX	2771	142	230	SA
A6	ASG	4172	220	250	5A
A6 QUATTRO	AWT	1781	110	214	5H
A6 QUATTRO	AML	2393	121	218	5H
A6 QUATTRO	AML	2393	121	212	5A
A6 QUATTRO	AMX	2771	142	232	5H
A6 QUATTRO	AMX	2771	142	227	5A
A6 QUATTRO	AZA	2671	169	245	6H
A6 QUATTRO	AZA	2671	169	242	5A
A6 QUATTRO	ANK	4172	250	250	6H
A6 QUATTRO	ANK	4172	250	250	5A
A6 QUATTRO GEPANZERT	AMX	2771	142	232	5H


Model (tip)	Cod motor	Cmc	kW	km/h	CV
A6 QUATTRO GEPANZERT	AMX	2771	142	227	5A
A6 QUATTRO GEPANZERT	AZA	2671	169	242	6H
A6 TDI	AJM	1896	85	196	5H
A6 TDI	AJM	1896	85	194	5H
A6 TDI	AJM	1896	85	190	5A
A6 TDI	AKN	2496	110	217	6H
A6 TDI	AKN	2496	110	212	5A
A6 TDI	AKN	2496	110	211	5A
A6 TDI	AKE	2496	132	221	5A
A6 TDI QUATTRO	AKN	2496	110	215	6H
A6 TDI QUATTRO	AKN	2496	110	209	5A
A6 TDI QUATTRO	AKE	2496	132	223	6H
A6 TDI QUATTRO	AKE	2496	132	219	5A
A6 AVANT	ASM	2393	100	206	5H
A6 AVANT	AWT	1781	110	214	5H
A6 AVANT	AWT	1781	110	213	SA
A6 AVANT	AMM	2393	120	220	5H
A6 AVANT	AMM	2393	120	216	SA
A6 AVANT	AML	2393	121	220	5H
A6 AVANT	AML	2393	121	216	SA
A6 AVANT	AMX	2771	142	234	5H
A6 AVANT	AMX	2771	142	228	SA
A6 AVANT	ASG	4172	220	250	5A
A6 AVANT QUATTRO	AWT	1781	110	212	5H
A6 AVANT QUATTRO	AML	2393	121	216	5H
A6 AVANT QUATTRO	AML	2393	121	210	5A
A6 AVANT QUATTRO	AMX	2771	142	230	5H
A6 AVANT QUATTRO	AMX	2771	142	225	5A
A6 AVANT QUATTRO	AZA	2671	169	243	6H
A6 AVANT QUATTRO	AZA	2671	169	240	5A
A6 AVANT QUATTRO	ANK	4172	250	250	6H
A6 AVANT QUATTRO	ANK	4172	250	250	5A
A6 AVANT TDI	AJM	1896	85	194	5H
A6 AVANT TDI	AJM	1896	85	192	5H
A6 AVANT TDI	AJM	1896	85	188	5A
A6 AVANT TDI	AKN	2496	110	215	6H
A6 AVANT TDI	AKN	2496	110	210	5A
A6 AVANT TDI	AKN	2496	110	209	5A
A6 AVANT TDI	AKE	2496	132	219	5A
A6 AVANT TDI QUATTRO	AKN	2496	110	213	6H
A6 AVANT TDI QUATTRO	AKN	2496	110	207	5A

Model (tip)	Cod motor	Cmc	kW	km/h	CV
A6 AVANT TDI QUATTRO	AKE	2496	132	221	6H
A6 AVANT TDI QUATTRO	AKE	2496	132	217	5A
A8/S8	AMX	2772	142	236	5H
A8/S8	AMX	2772	142	233	5A
A8/S8	AKC	3697	191	250	5A
A8/S8 QUATTRO	AMX	2772	142	232	5A
A8/S8 QUATTRO	AVN	4172	175	246	5A
A8/S8 QUATTRO	AKC	3697	191	250	5A
A8/S8 QUATTRO	AUW	4172	228	250	5A
A8/S8 QUATTRO	AVP	4172	265	250	6H
A8/S8 QUATTRO	AVP	4172	265	250	5A
A8/S8 QUATTRO	AZC	5998	309	250	5A
A8/S8 QUATTRO GEPANZER	AUW	4172	228	200	5A
A8/S8 QUATTRO GEPANZER	AVP	4172	265	200	5A
A8/S8 TDI	AKE	2496	132	227	6H
A8/S8 TDI	AKE	2496	132	222	5A
A8/S8 TDI	AKE	2496	132	225	5A
A8/S8 TDI QUATTRO	AKE	2496	132	220	5A
A8/S8 TDI QUATTRO	AKE	2496	132	224	5A
A8/S8 TDI QUATTRO	AKF	3328	165	242	5A
A8L QUATTRO	AVN	4172	175	246	5A
A8L QUATTRO	AUW	4172	228	250	5A
A8L QUATTRO	AZC	5998	309	250	5A
A8L QUATTRO GEPANZER	AUW	4172	228	200	5A
A8L QUATTRO GEPANZER	AVP	4172	265	200	5A
ALLROAD QUATTRO	ARE	2671	184	236	6H
ALLROAD QUATTRO	ARE	2671	184	234	5A
ALLROAD QUATTRO TDI	AKE	2496	132	207	6H
ALLROAD QUATTRO TDI	AKE	2496	132	205	5A
RS4 AVANT QUATTRO	AZR	2671	280	250	6H
TT	AUQ	1781	132	228	5H
TT	AUQ	1781	132	228	6H
TT QUATTRO	ARY	1781	132	226	5H
TT QUATTRO	ARY	1781	132	226	6H
TT QUATTRO	BAM	1781	165	243	6H
TT ROADSTER	AUM	1781	110	214	5H
TT ROADSTER	AUQ	1781	132	222	5H
TT ROADSTER	AUQ	1781	132	222	6H
TT ROADSTER QUATTRO	ARY	1781	132	220	5H
TT ROADSTER QUATTRO	ARY	1781	132	220	6H
TT ROADSTER QUATTRO	BAM	1781	165	237	6H

# BMW / MINI

BAYERISCHE MOTOREN-WERKE AG, Petuelring 130,  
80809 München 40, Deutschland

 [www.bmw.com](http://www.bmw.com), [www.bmwgroup.ro](http://www.bmwgroup.ro)



Model (tip)	Cod motor	Cmc	kW	km/h	CV
316I	194E1	1895	77	200	5H
316I	194E1	1895	77	194	4A
316CI COUPE	164E3	1596	77	200	5H
316I COMPACT	194E1	1895	77	190	5H
316I COMPACT	194E1	1895	77	185	4A
316TI	N42B18A	1796	85	201	5H
316TI	N42B18A	1796	85	196	5A
318I	194E1	1895	85	206	5H
318I	194E1	1895	85	202	4A
318I	194E1	1895	87	206	5H

Model (tip)	Cod motor	Cmc	kW	km/h	CV
318I	194E1	1895	87	202	4A
318CI COUPE	194E1	1895	85	206	5H
318CI COUPE	194E1	1895	85	202	4A
318CI COUPE	194E1	1895	87	206	5H
318CI COUPE	194E1	1895	87	202	4A
318I TOURING	194E1	1895	85	201	5H
318I TOURING	194E1	1895	85	196	4A
318I TOURING	194E1	1895	87	201	5H
318I TOURING	194E1	1895	87	196	4A
320I	206S4	1991	110	219	5H

Model (tip)	Cod motor	Cmc	kW	km/h	CV
320I	206S4	1991	110	216	5A
320I	226S1	2171	120	226	5H
320I	226S1	2171	120	223	5A
320I	226S1	2171	125	226	5H
320I	226S1	2171	125	223	5A
320CI COUPE	206S4	1991	110	221	5H
320CI COUPE	206S4	1991	110	218	5A
320CI COUPE	226S1	2171	120	226	5H
320CI COUPE	226S1	2171	120	223	5A
320CI COUPE	226S1	2171	125	226	5H
320CI COUPE	226S1	2171	125	223	5A
320CI CABRIO	226S1	2171	120	222	5H
320CI CABRIO	226S1	2171	120	219	5A
320CI CABRIO	226S1	2171	125	222	5H
320CI CABRIO	226S1	2171	125	219	5A
320I TOURING	206S4	1991	110	214	5H
320I TOURING	206S4	1991	110	211	5A
320I TOURING	226S1	2171	120	224	5H
320I TOURING	226S1	2171	120	221	5A
320I TOURING	226S1	2171	125	224	5H
320I TOURING	226S1	2171	125	221	5A
323I	256S4	2494	120	231	5H
323I	256S4	2494	120	228	5A
323I	256S4	2494	125	231	5H
323I	256S4	2494	125	228	5A
323TI	256S3	2494	120	230	5H
323TI	256S3	2494	120	225	5A
323TI	256S3	2494	125	230	5H
323TI	256S3	2494	125	225	5A
323CI	256S4	2494	120	225	5H
323CI	256S4	2494	120	220	5A
323CI	256S4	2494	125	225	5H
323CI	256S4	2494	125	220	5A
323CI COUPE	256S4	2494	120	233	5H
323CI COUPE	256S4	2494	120	230	5A
323CI COUPE	256S4	2494	125	233	5H
323CI COUPE	256S4	2494	125	230	5A
325I	256S5	2494	141	240	5H
325I	256S5	2494	141	237	5A
325CI COUPE	256S5	2494	141	240	5H
325CI COUPE	256S5	2494	141	237	5A
325CI CABRIO	256S5	2494	141	234	5H
325CI CABRIO	256S5	2494	141	230	5A
325TI	256S5	2494	141	235	5H
325TI	256S5	2494	141	227	5A
325I TOURING	256S5	2494	141	237	5H
325I TOURING	256S5	2494	141	234	5A
325XI	256S5	2494	141	234	5H
325XI	256S5	2494	141	231	5A
325XI TOURING	256S5	2494	141	231	5H
325XI TOURING	256S5	2494	141	228	5A
328I	286S2	2793	142	240	5H
328I	286S2	2793	142	235	5A
328CI COUPE	286S2	2793	142	242	5H
328CI COUPE	286S2	2793	142	237	5A
328I TOURING	286S2	2793	142	237	5H
328I TOURING	286S2	2793	142	232	5A
330I	306S3	2979	170	250	5H
330I	306S3	2979	170	247	5A
330CI COUPE	306S3	2979	170	250	5H
330CI COUPE	306S3	2979	170	247	5A
330CI CABRIO	306S3	2979	170	247	5H
330CI CABRIO	306S3	2979	170	240	5A
330I TOURING	306S3	2979	170	250	5H
330I TOURING	306S3	2979	170	243	5A
330XI	306S3	2979	170	247	5H

Model (tip)	Cod motor	Cmc	kW	km/h	CV
330XI	306S3	2979	170	242	5A
330XI TOURING	306S3	2979	170	243	5H
330XI TOURING	306S3	2979	170	238	5A
320D	204D1	1951	95	207	5H
320D	204D1	1951	95	207	5A
320D	204D1	1951	100	207	5H
320D	204D1	1951	100	207	5A
320D TOURING	204D1	1951	95	207	5H
320D TOURING	204D1	1951	95	207	5A
320D TOURING	204D1	1951	100	207	5H
320D TOURING	204D1	1951	100	207	5A
330D	306D1	2926	120	227	5H
330D	306D1	2926	120	227	5A
330D	306D1	2926	135	227	5H
330D	306D1	2926	135	227	5A
330D TOURING	306D1	2926	120	224	5H
330D TOURING	306D1	2926	120	224	5A
330D TOURING	306D1	2926	135	224	5H
330D TOURING	306D1	2926	135	224	5A
330XD	306D1	2926	135	224	5H
330XD	306D1	2926	135	224	5A
330XD TOURING	306D1	2926	135	221	5H
330XD TOURING	306D1	2926	135	221	5A
520I	206S4	1991	100	213	5H
520I	206S4	1991	100	209	5A
520I	206S4	1991	110	220	5H
520I	206S4	1991	110	210	5A
520I	226S1	2171	120	226	5H
520I	226S1	2171	120	220	5A
520I	226S1	2171	125	226	5H
520I	226S1	2171	125	220	5A
520I TOURING	206S4	1991	100	209	5H
520I TOURING	206S4	1991	100	205	5A
520I TOURING	206S4	1991	110	212	5H
520I TOURING	206S4	1991	110	209	5A
520I TOURING	226S1	2171	120	223	5H
520I TOURING	226S1	2171	120	217	5A
520I TOURING	226S1	2171	125	223	5H
520I TOURING	226S1	2171	125	217	5A
523I	256S4	2494	120	228	5H
523I	256S4	2494	120	226	5A
523I	256S4	2494	125	228	5H
523I	256S4	2494	125	226	5A
523I TOURING	256S4	2494	120	224	5H
523I TOURING	256S4	2494	120	222	5A
523I TOURING	256S4	2494	125	224	5H
523I TOURING	256S4	2494	125	222	5A
525I	256S5	2494	141	238	5H
525I	256S5	2494	141	232	5A
525I TOURING	256S5	2494	141	235	5H
525I TOURING	256S5	2494	141	229	5A
528I	286S2	2793	142	240	5H
528I	286S2	2793	142	235	5A
528I TOURING	286S2	2793	142	233	5H
528I TOURING	286S2	2793	142	229	5A
530I	306S3	2979	170	250	5H
530I	306S3	2979	170	244	5A
530I TOURING	306S3	2979	170	250	5H
530I TOURING	306S3	2979	170	241	5A
535I	358S2	3498	180	250	5H
535I	358S2	3498	180	247	5A
540I	448S2	4398	210	250	6H
540I	448S2	4398	210	250	5A
540I TOURING	448S2	4398	210	250	6H
540I TOURING	448S2	4398	210	250	5A
540I GEPANZERT	448S2	4398	210	250	5A

Model (tip)	Cod motor	Cmc	kW	km/h	CV
520D	204D1	1951	92	206	5H
520D	204D1	1951	100	206	5H
520D TOURING	204D1	1951	92	204	5H
520D TOURING	204D1	1951	100	204	5H
525D	256D1	2497	120	219	5H
525D	256D1	2497	120	219	5A
525D TOURING	256D1	2497	120	215	5H
525D TOURING	256D1	2497	120	215	5A
530D	306D1	2926	135	225	5H
530D	306D1	2926	135	225	5A
530D	306D1	2926	142	230	5H
530D	306D1	2926	142	230	5A
530D TOURING	306D1	2926	135	222	5H
530D TOURING	306D1	2926	135	222	5A
530D TOURING	306D1	2926	142	227	5H
530D TOURING	306D1	2926	142	227	5A
728I	286S2	2793	142	228	5H
728I	286S2	2793	142	226	5A
728I/IL	286S2	2793	142	226	5A
735I/IL	358S2	3498	175	243	5A
740I	448S2	4398	210	250	5A
740IL	448S2	4398	210	240	5A
740I/IL	448S2	4398	210	250	5A
750I	54122	5379	240	250	5A
750IL	54122	5379	240	240	5A
750I/IL	54122	5379	240	250	5A
750IXL	54122	5379	240	250	5A
750IL GEPANZERT	54122	5379	240	210	5A
730D	306D1	2926	142	220	5A

Model (tip)	Cod motor	Cmc	kW	km/h	CV
740D	398D1	3901	180	242	5A
M COUPE	326S4	3246	239	250	5H
M ROADSTER	326S4	3246	239	250	5H
M3 CABRIO	326S4	3246	252	250	6H
M3 COUPE	326S4	3246	252	250	6H
M5	508S1	4941	294	250	6H
MINI	W10B16A	1598	66	185	5H
MINI COOPER	W10B16A	1598	85	200	5H
X5	306S3	2979	170	202	5H
X5	306S3	2979	170	202	5A
X5	448S2	4398	210	230	5A
Z3 COUPE	286S2	2793	142	223	5H
Z3 COUPE	286S2	2793	142	229	4A
Z3 COUPE	306S3	2979	170	250	5H
Z3 COUPE	306S3	2979	170	242	5A
Z3 ROADSTER	194E1	1895	85	196	5H
Z3 ROADSTER	194E1	1895	87	196	5H
Z3 ROADSTER	206S4	1991	110	206	5H
Z3 ROADSTER	206S4	1991	110	199	4A
Z3 ROADSTER	226S1	2171	120	224	5H
Z3 ROADSTER	226S1	2171	120	220	5A
Z3 ROADSTER	226S1	2171	125	224	5H
Z3 ROADSTER	226S1	2171	125	220	5A
Z3 ROADSTER	286S2	2793	142	225	5H
Z3 ROADSTER	286S2	2793	142	223	4A
Z3 ROADSTER	306S3	2979	170	240	5H
Z3 ROADSTER	306S3	2979	170	236	5A
Z8	508S1	4941	294	250	6H

# CHEVROLET

CHEVROLET MOTOR DIVISION, 100 Renaissance Center, Detroit, Michigan 48265-1000, USA

► [www.chevrolet.com](http://www.chevrolet.com)



Model (tip)	Cod motor	Cmc	kW	km/h	CV
ALERO	LD9	2392	104	201	5H
ALERO	LD9	2392	104	201	4A
ALERO	LA1	3350	130	201	4A
BLAZER 2 uși	L35	4300	142	160	5H
BLAZER 2 uși	L35	4300	142	160	4A
BLAZER 4 uși	L35	4300	142	180	5H
BLAZER 4 uși	L35	4300	142	180	4A
CAMARO CONVERTIBLE	L36	3791	142	201	5H
CAMARO CONVERTIBLE	L36	3791	142	201	4A

Model (tip)	Cod motor	Cmc	kW	km/h	CV
CAMARO COUPE	L36	3791	142	201	5H
CAMARO COUPE	L36	3791	142	201	4A
CAMARO Z28	LS1	5666	212	254	6H
CAMARO Z28	LS1	5666	212	254	4A
CORVETTE	LS1	5666	253	274	6H
CORVETTE	LS1	5666	253	274	4A
CORVETTE CONVERTIBLE	LS1	5666	253	274	6H
CORVETTE CONVERTIBLE	LS1	5666	253	274	4A
TRANS SPORT	LA1	3350	138	187	4A

# CHRYSLER / JEEP

DAIMLERCHRYSLER, 1000 Chrysler Drive, Auburn Hills, Michigan, USA

► [www.chrysler.com](http://www.chrysler.com), [www.chryslerjeep.ro](http://www.chryslerjeep.ro)




Model (tip)	Cod motor	Cmc	kW	km/h	CV
300 M	U	2736	150	210	4A
300 M	G	3518	185	230	4A
JEEP CHEROKEE	S01	3960	135	180	4A
JEEP GRAND CHEROKEE	MX	3956	140	181	4A
JEEP GRAND CHEROKEE	661	4701	164	200	4A
JEEP WRANGLER	P	2464	87	142	5H
JEEP WRANGLER	S01	3960	130	174	5H
JEEP WRANGLER	S01	3960	130	170	3A
NEON	1.8L	1796	91	193	5H
NEON	2.0L	1996	98	200	5H
NEON	2.0L	1996	98	195	3A
NEON	2.0L	1996	98	183	4A
NEON	2.0L	1996	112	213	5H

Model (tip)	Cod motor	Cmc	kW	km/h	CV
PT CRUISER	2.0L	1996	104	190	5H
PT CRUISER	2.0L	1996	104	166	4A
SEBRING	466/Y	1996	104	180	4A
SEBRING	2.7/U	2736	149	216	4A
SEBRING CABRIO	466/Y	1996	104	200	5H
SEBRING CABRIO	2.7/U	2736	149	210	4A
VOYAGER/GRAND VOYAGER	M	2499	85	175	5H
VOYAGER/GRAND VOYAGER	B	2429	108	183	5H
VOYAGER/GRAND VOYAGER	B	2429	108	177	4A
VOYAGER/GRAND VOYAGER	B	2429	110	180	5H
VOYAGER/GRAND VOYAGER	B	2429	110	175	4A
VOYAGER/GRAND VOYAGER	R	3301	116	175	4A
VOYAGER/GRAND VOYAGER	R	3301	128	179	4A

# CITROEN

AUTOMOBILES CITROEN, Colisée III, Rue Fructidor, F-75835, Paris Cedex 17, France

 [www.citroen.com](http://www.citroen.com), [www.citroen.ro](http://www.citroen.ro), [www.ats.ro](http://www.ats.ro)



# CITROËN

Model (tip)	Cod motor	Cmc	kW	km/h	CV
BERLINGO	WJY	1868	51	142	5H
BERLINGO	HFX	1124	44	141	5H
BERLINGO	KFW	1360	55	151	5H
BERLINGO	NFU	1587	80	172	5H
BERLINGO HDI	RHY	1997	66	159	5H
C5	6FZ	1749	85	196	5H
C5	6FZ	1749	85	193	4A
C5	RFN	1997	100	208	5H
C5	RFN	1997	100	202	4A
C5	RLZ	1997	103	210	5H
C5	XFZ	2946	152	240	5H
C5	XFZ	2946	152	232	4A
C5 BREAK	RLZ	1997	103	204	5H
C5 HDI	RHZ	1997	80	192	5H
C5 HDI	RHZ	1997	80	188	4A
C5 HDI	4HX	2179	98	205	5H
C5 HDI	4HX	2179	98	202	4A
C5 BREAK HDI	RHY	1997	66	170	5H
C5 BREAK HDI	RHZ	1997	80	187	5H
C5 BREAK HDI	RHZ	1997	80	183	4A
C5 BREAK HDI	4HX	2179	98	201	5H
C5 BREAK HDI	4HX	2179	98	198	4A
C5 HDI	RHY	1997	66	180	5H
EVASION	RFN	1997	100	186	5H
EVASION	RFN	1997	100	183	4A
EVASION HDI	RHW	1997	80	175	5H
JUMPY	RFN	1997	100	175	5H
JUMPY	RFN	1997	100	172	4A
JUMPY HDI	RHW	1997	80	165	5H
SAXO	HFX	1124	44	164	5H
SAXO	KFW	1360	55	175	5H

Model (tip)	Cod motor	Cmc	kW	km/h	CV
SAXO	KFW	1360	55	166	3A
SAXO	NFT	1587	72	193	5H
SAXO	NFX	1587	87	205	5H
SAXO D	VJX	1527	42	158	5H
SAXO SPORT	KFX	1360	55	175	5H
SAXO SPORT	KFW	1360	55	177	5H
XANTIA	LFY	1761	81	194	5H
XANTIA BREAK	LFY	1761	81	189	5H
XANTIA HDI	RHY	1997	66	178	5H
XANTIA HDI	RHZ	1997	80	191	5H
XANTIA BREAK HDI	RHY	1997	66	175	5H
XANTIA BREAK HDI	RHZ	1997	80	186	5H
XSARA	KFW	1360	55	172	5H
XSARA	NFU	1587	80	197	5H
XSARA	NFU	1587	80	192	4A
XSARA	RFN	1997	100	212	5H
XSARA	RFN	1997	100	208	4A
XSARA	RFS	1998	120	220	5H
XSARA D	WJY	1868	51	162	5H
XSARA BREAK	KFW	1360	55	175	5H
XSARA BREAK	NFU	1587	80	196	5H
XSARA BREAK	NFU	1587	80	193	4A
XSARA BREAK	RFN	1997	100	210	5H
XSARA BREAK	RFN	1997	100	207	4A
XSARA BREAK D	WJY	1868	51	162	5H
XSARA BREAK HDI	RHY	1997	66	181	5H
XSARA BREAK HDI	RHY	1997	66	182	5H
XSARA PICASSO	NFV	1587	70	171	5H
XSARA PICASSO	6FZ	1749	85	190	5H
XSARA PICASSO HDI	RHY	1997	66	175	5H

# DAEWOO



GM DAEWOO AUTO & TECHNOLOGY COMPANY

 [www.daewoo-auto.com](http://www.daewoo-auto.com)

Model (tip)	Cod motor	Cmc	kW	km/h	CV
LANOS	A13SMS	1349	55	166	5H
LANOS	A15SMS	1498	63	176	5H
LANOS	A16DMS	1598	78	180	5H
LANOS	A16DMS	1598	78	173	4A
LEGANZA	T20SED	1998	93	187	5H
LEGANZA	T20SED	1998	93	182	4A
NUBIRA	A16DMS	1598	66	180	5H
NUBIRA	A16DMS	1598	66	185	5H
NUBIRA	A16DMS	1598	76	185	5H
NUBIRA	A16DMS	1598	76	175	5H
NUBIRA	A16DMS	1598	76	170	4A
NUBIRA	A16DMS	1598	76	180	4A
NUBIRA	T20SED	1998	93	194	5H
NUBIRA	T20SED	1998	93	186	4A
NUBIRA WAGON	A16DMS	1598	66	170	5H
NUBIRA WAGON	A16DMS	1598	66	170	4A
NUBIRA WAGON	T20SED	1998	93	192	5H
NUBIRA WAGON	T20SED	1998	93	183	4A
REZZO	F18S2	1761	67	170	5H
REZZO	F18S2	1761	72	170	5H
REZZO	F18S2	1761	72	160	4A
REZZO	T20SED	1998	89	180	5H
REZZO	T20SED	1998	89	173	4A

# DAIHATSU

DAIHATSU KOGYO Co., 1-1, Daihatsu-cho, Ikeda-shi, Osaka 563-8651, Japan

 [www.daihatsu.com](http://www.daihatsu.com)



Model (tip)	Cod motor	Cmc	kW	km/h	CV
CUORE/DOMINO/MIRA	EJ	989	41	140	5H
CUORE/DOMINO/MIRA	EJ	989	41	140	3A
EXTOL	K3	1298	63	150	5H
EXTOL	K3	1298	63	145	4A
FEROZA/TERIOS	K3	1298	63	145	5H
FEROZA/TERIOS	K3	1298	63	140	4A
FEROZA/TERIOS 4X4	K3	1298	63	145	5H
FEROZA/TERIOS 4X4	K3	1298	63	140	4A
GRAN MOVE	HD	1590	67	165	5H
GRAN MOVE	HD	1590	67	160	4A
MOVE/MODERNO	EJ	989	41	140	5H
MOVE/MODERNO	EJ	989	41	140	3A
SIRION	EJ	989	43	145	5H
SIRION	EJ	989	43	140	4A
SIRION	K3	1298	75	180	5H
SIRION	K3	1298	75	165	4A
SIRION 4X4	EJ	989	43	140	5H
SIRION 4X4	EJ	989	43	135	4A
SIRION 4X4	K3	1298	75	175	5H
SIRION 4X4	K3	1298	75	160	4A
YRV	EJ	989	43	150	5H
YRV	K3	1298	64	175	5H
YRV	K3	1298	64	165	4A
YRV 4X4	K3	1298	64	170	5H

# FERRARI / MASERATI

FERRARI S.p.A., Viale Trento Trieste 31, 41100 Modena, Italia

 [www.ferrari.com](http://www.ferrari.com), [www.maserati.com](http://www.maserati.com), [www.autoitalia.ro](http://www.autoitalia.ro)



Model (tip)	Cod motor	Cmc	kW	km/h	CV
360 MODENA	F131B	3586	294	296	6H
360 SPIDER	F131B	3586	294	292	6H
456 GT	F116C	5474	325	302	6H
456 GTA	F116C	5474	325	295	4A
550	F133A	5474	357	300	6H
550 MARANELLO	F133A	5474	357	320	6H
3200 GT	AM585	3217	271	280	6H
3200 GT	AM585	3217	271	270	4A

# FIAT

FIAT AUTO S.p.A., Corso Giovanni Agnelli 200, I-10125 Torino, Italia



[www.fiat.com](http://www.fiat.com), [www.autoitalia.ro](http://www.autoitalia.ro)

Model (tip)	Cod motor	Cmc	kW	km/h	CV
BARCETTA	188A6000	1747	96	200	5H
BRAVA	188A5000	1242	59	170	5H
BRAVA	182B6000	1596	76	180	5H
BRAVA JTD	182B9000	1910	74	182	5H
BRAVO	188A5000	1242	59	170	5H
BRAVO	182B6000	1596	76	184	5H
BRAVO JTD	182B9000	1910	74	184	5H
DOBLO	223A6000	1910	46	141	5H
DOBLO	223A5000	1242	48	142	5H
MAREA	182B6000	1596	76	187	5H
MAREA	182B6000	1596	76	187	4A
MAREA	185A8000	1998	110	208	5H
MAREA JTD	186A6000	1910	81	188	5H
MAREA WEEKEND	182B6000	1596	76	185	5H
MAREA WEEKEND	182B6000	1596	76	185	4A
MAREA WEEKEND	185A8000	1998	110	206	5H
MAREA WEEKEND JTD	186A6000	1910	81	186	5H
MULTIPLA	182B6000	1596	76	170	5H
MULTIPLA JTD	186A6000	1910	81	173	5H
PALIO	188A4000	1242	44	153	5H
PALIO WEEKEND	188A4000	1242	44	153	5H
PALIO WEEKEND	182B6000	1596	76	186	5H

Model (tip)	Cod motor	Cmc	kW	km/h	CV
PALIO WEEKEND D	223A6000	1910	46	155	5H
PANDA	187A1000	1108	40	140	5H
PANDA 4X4	187A1000	1108	40	130	5H
PUNTO 3 uși	188A3000	1910	44	155	5H
PUNTO 3 uși	188A4000	1242	44	155	5H
PUNTO 3 uși	188A5000	1242	59	172	5H
PUNTO 3 uși	188A5000	1242	59	172	6H
PUNTO 3 uși	188A5000	1242	59	165	SA
PUNTO 3 uși	188A6000	1747	96	205	5H
PUNTO 5 uși	188A4000	1242	44	155	5H
PUNTO 5 uși	188A5000	1242	59	172	5H
PUNTO 5 uși	188A5000	1242	59	165	SA
PUNTO JTD 5 uși	188A3000	1910	44	155	5H
PUNTO SPORTING 3 uși	188A5000	1242	59	165	SA
SCUDO	RFN	1997	100	175	5H
SCUDO	RFN	1997	100	172	4A
SCUDO HDI	RHW	1997	80	165	5H
SEICENTO	187A1000	1108	40	150	5H
ULYSSE	RFN	1997	100	186	5H
ULYSSE	RFN	1997	100	183	4A
ULYSSE HDI	RHW	1997	80	175	5H

# FORD

FORD WERKE AG, Köln 21, Deutschland

[www.ford.com](http://www.ford.com), [www.romcar.com](http://www.romcar.com)



Model (tip)	Cod motor	Cmc	kW	km/h	CV
COUGAR	EDBB	1988	96	209	5H
COUGAR	EDBC	1988	96	209	5H
COUGAR	LCBB	2495	125	225	5H
COUGAR	LCBB	2495	125	206	4A
COUGAR	MABB	2495	147	230	5H
COURIER KOMBI	J4Q	1299	44	140	5H
FIESTA	JJJ	1299	37	143	5H
FIESTA	JJK	1299	37	143	5H
FIESTA	JJM	1299	37	143	5H
FIESTA	J4Q	1299	44	155	5H
FIESTA	J4R	1299	44	155	5H
FIESTA	J4T	1299	44	155	5H
FIESTA	DHE	1242	55	170	5H
FIESTA	DHF	1242	55	170	5H
FIESTA	DHG	1242	55	160	SA
FIESTA	L1T	1596	76	182	5H
FIESTA 3 uși	L1V	1596	76	182	5H
FIESTA 5 uși	L1V	1596	76	180	5H
FIESTA	J4R	1299	44	155	5H
FIESTA	J4T	1299	44	155	5H

Model (tip)	Cod motor	Cmc	kW	km/h	CV
FIESTA TDI	RTN	1753	55	168	5H
FIESTA TDI	RTQ	1753	55	150	5H
FOCUS	FXDB	1388	55	171	5H
FOCUS	FXDD	1388	55	171	5H
FOCUS	FYDC	1596	74	173	4A
FOCUS	FYDB	1596	74	185	5H
FOCUS	FYDD	1596	74	185	5H
FOCUS	FYDB	1596	74	173	4A
FOCUS	EYDB	1796	85	198	5H
FOCUS	EYDF	1796	85	198	5H
FOCUS	EYDI	1796	85	198	5H
FOCUS	EYDJ	1796	85	198	5H
FOCUS	EYDI	1796	85	198	5H
FOCUS	EYDJ	1796	85	198	5H
FOCUS	EDDB	1988	96	198	5H
FOCUS	EDDB	1988	96	201	5H
FOCUS	EDDF	1988	96	201	5H
FOCUS STH	FXDB	1388	55	171	5H
FOCUS STH	FXDD	1388	55	171	5H
FOCUS STH	FYDB	1596	74	185	5H



Model (tip)	Cod motor	Cmc	kW	km/h	CV
FOCUS STH	FYDB	1596	74	173	4A
FOCUS STH	FYDC	1596	74	173	4A
FOCUS STH	FYDD	1596	74	185	5H
FOCUS STH	EYDB	1796	85	198	5H
FOCUS STH	EYDF	1796	85	198	5H
FOCUS STH	EDDB	1998	96	201	5H
FOCUS STH	EDDF	1998	96	201	5H
FOCUS TURNIER	FXDB	1388	55	171	5H
FOCUS TURNIER	FXDD	1388	55	171	5H
FOCUS TURNIER	FYDB	1596	74	185	5H
FOCUS TURNIER	FYDD	1596	74	185	5H
FOCUS TURNIER	FYDB	1596	74	173	4A
FOCUS TURNIER	FYDC	1596	74	173	4A
FOCUS TURNIER	EYDB	1796	85	198	5H
FOCUS TURNIER	EYDF	1796	85	198	5H
FOCUS TURNIER	EYDI	1796	85	198	5H
FOCUS TURNIER	EYDJ	1796	85	198	5H
FOCUS TURNIER	EDDB	1988	96	201	5H
FOCUS TURNIER	EDDF	1988	96	201	5H
FOCUS TDI	BHDA	1753	55	167	5H
FOCUS TDI	C9DB	1753	66	184	5H
FOCUS TDI	F9DA	1953	85	196	5H
FOCUS TDI STH	BHDA	1753	55	167	5H
FOCUS TDI STH	C9DB	1753	66	184	5H
FOCUS TDI STH	F9DA	1753	85	196	5H
FOCUS TDI TURNIER	BHDA	1753	55	167	5H
FOCUS TDI TURNIER	C9DB	1753	66	184	5H
FOCUS TDI TURNIER	F9DA	1753	85	196	5H
GALAXY	ZVSA	1998	85	180	5H
GALAXY	ZVSA	1998	85	177	5H
GALAXY	E5SA	2295	107	196	5H
GALAXY	E5SA	2295	107	192	4A
GALAXY	AYL	2792	150	217	6H
GALAXY	AYL	2792	150	212	5A
GALAXY TDI	ANU	1896	66	164	6H
GALAXY TDI	AUY	1896	85	181	6H
GALAXY TDI	AUY	1896	85	181	5A
KA	JJG	1299	36	147	5H
KA	JJH	1299	36	147	5H
KA	JJL	1299	36	147	5H
KA	J4N	1299	44	155	5H
KA	J4P	1299	44	155	5H
KA	J4S	1299	44	155	5H
MAVERICK/ESCAPE	YF	1989	91	169	5H

Model (tip)	Cod motor	Cmc	kW	km/h	CV
MAVERICK/ESCAPE 4X4	YF	1989	91	166	5H
MAVERICK/ESCAPE 4X4	AJ	2967	145	190	4A
MONDEO	L1N	1597	70	185	5H
MONDEO	CGBA	1798	81	193	5H
MONDEO	CGBB	1798	81	193	5H
MONDEO	RKH	1796	85	195	5H
MONDEO	CHBA	1798	92	205	5H
MONDEO	CHBB	1798	92	205	5H
MONDEO	NGC	1988	96	206	5H
MONDEO	NGC	1988	96	190	4A
MONDEO	CJBA	1999	107	215	5H
MONDEO	CJBB	1999	107	215	5H
MONDEO	CJBB	1999	107	190	4A
MONDEO	SEC	2495	125	224	5H
MONDEO	LCBD	2495	125	225	5H
MONDEO TURNIER	L1N	1597	70	180	5H
MONDEO TURNIER	CGBA	1798	81	190	5H
MONDEO TURNIER	CGBB	1798	81	190	5H
MONDEO TURNIER	RKH	1796	85	190	5H
MONDEO TURNIER	CHBA	1798	92	200	5H
MONDEO TURNIER	CHBB	1798	92	200	5H
MONDEO TURNIER	NGC	1988	96	199	5H
MONDEO TURNIER	NGC	1988	96	186	4A
MONDEO TURNIER	CJBA	1999	107	210	5H
MONDEO TURNIER	CJBB	1999	107	210	5H
MONDEO TURNIER	CJBB	1999	107	190	4A
MONDEO TURNIER	SEC	2495	125	215	5H
MONDEO TURNIER	LCBD	2495	125	220	5H
MONDEO TDI	D5BA	1998	66	180	5H
MONDEO TDI	D6BA	1998	85	195	5H
MONDEO TDI	FMBA	1998	95	203	5H
MONDEO TURNIER TDI	D5BA	1998	66	177	5H
MONDEO TURNIER TDI	D6BA	1998	85	193	5H
MONDEO TURNIER TDI	FMBA	1998	95	203	5H
PUMA	L1W	1596	76	190	5H
PUMA	MHB	1679	92	203	5H
TRANSIT	F4FA	2402	55	123	5H
TRANSIT	F4FA	2402	55	122	5H
TRANSIT	D2FA	2402	66	132	5H
TRANSIT	D2FA	2402	66	131	5H
TRANSIT	D4FA	2402	88	148	5H
TRANSIT	D4FA	2402	88	147	5H
TRANSIT	E5FA	2295	107	157	5H
TRANSIT	E5FA	2295	107	161	5H

# HONDA

HONDA MOTOR Co. Ltd., No.5, 5-chome, Yeasu, Chuo-ku, Tokyo, Japan

▶ [www.honda.com](http://www.honda.com), [www.honda-romania.ro](http://www.honda-romania.ro)



## HONDA

Model (tip)	Cod motor	Cmc	kW	km/h	CV
ACCORD	F18B2	1850	100	205	5H
ACCORD	F18B2	1850	100	200	4A
ACCORD	F18B2	1850	100	195	4A
ACCORD	F20B6	1997	108	210	5H
ACCORD	F20B6	1997	108	200	4A
ACCORD	H22A7	2157	156	228	5H
ACCORD	F23Z5	2254	113	212	5H

Model (tip)	Cod motor	Cmc	kW	km/h	CV
ACCORD	F23Z5	2254	113	207	4A
ACCORD COUPE	F20B7	1997	108	208	5H
ACCORD COUPE	F20B7	1997	108	197	4A
ACCORD COUPE	J30A1	2997	147	225	4A
CIVIC	D14Z1	1396	55	165	5H
CIVIC	D14Z2	1396	66	177	5H
CIVIC	D14Z2	1396	66	170	4A

Model (tip)	Cod motor	Cmc	kW	km/h	CV
CIVIC	D14Z2	1396	66	182	5H
CIVIC	D14Z2	1396	66	172	4A
CIVIC	D14Z3	1396	55	165	5H
CIVIC	D14Z4	1396	66	175	5H
CIVIC	D14Z4	1396	66	175	4A
CIVIC	D14Z5	1396	66	175	5H
CIVIC	D14Z5	1396	66	185	5H
CIVIC	D14Z6	1396	66	175	5H
CIVIC	D14Z6	1396	66	165	4A
CIVIC	D16V1	1590	81	185	5H
CIVIC	D16V1	1590	81	180	4A
CIVIC	D16W3	1590	85	192	5H
CIVIC	D16W3	1590	85	190	4A
CIVIC	D16W4	1590	92	195	5H
CIVIC	D16W4	1590	92	190	4A
CIVIC	D16W7	1590	81	195	5H
CIVIC	D16W7	1590	81	192	4A
CIVIC	D16W7	1590	81	185	5H
CIVIC	D16W7	1590	81	180	4A
CIVIC AERODECK	D14Z3	1396	55	162	5H
CIVIC AERODECK	D14Z4	1396	66	172	5H
CIVIC AERODECK	D14Z4	1396	66	172	4A
CIVIC AERODECK	D16W3	1590	85	187	5H
CIVIC AERODECK	D16W3	1590	85	185	4A
CIVIC AERODECK	D16W4	1590	92	190	5H
CIVIC AERODECK	D16W4	1590	92	185	4A
CIVIC AERODECK TDI	20T2N	1994	74	185	5H
CIVIC COUPE	D16Y7	1590	77	190	5H

Model (tip)	Cod motor	Cmc	kW	km/h	CV
CIVIC COUPE	D16Y7	1590	77	187	4A
CIVIC COUPE	D16Y8	1590	92	192	5H
CIVIC COUPE	D16Y8	1590	92	182	4A
CIVIC COUPE	D17A8	1668	88	200	5H
CIVIC COUPE	D17A8	1668	88	187	4A
CIVIC COUPE	D17A9	1668	92	201	5H
CIVIC COUPE	D17A9	1668	92	195	4A
CIVIC TDI	20T2N	1994	74	185	5H
CR-V	B20Z3	1973	94	167	5H
CR-V	B20Z1	1973	108	177	5H
CR-V	B20Z1	1973	108	170	4A
HR-V	D16W1	1590	77	165	5H
HR-V	D16W1	1590	77	157	SA
HR-V 4X4	D16W1	1590	77	162	5H
HR-V 4X4	D16W1	1590	77	152	SA
HR-V 4X4	D16W5	1590	91	170	5H
INSIGHT	ECA1	995	56	177	5H
LEGEND	C35A5	3474	153	215	4A
LOGO	D13B7	1343	48	152	5H
LOGO	D13B7	1343	48	145	SA
NSX	C30A4	2977	188	260	4A
NSX	C32B2	3179	206	270	6H
NSX OPENTOP	C30A4	2977	188	260	4A
NSX OPENTOP	C32B2	3179	206	270	6H
S2000	F20C2	1997	177	240	6H
STREAM	D17A2	1698	92	190	5H
STREAM	K20A1	1998	115	205	5H
STREAM	K20A1	1998	115	200	5A

# HYUNDAI

HYUNDAI MOTOR COMPANY, 140-2 Ke-dong, Chongro-ku, Seoul, South Korea

▶ [www.hyundai.com](http://www.hyundai.com), [www.hyundai.ro](http://www.hyundai.ro)



# HYUNDAI

Model (tip)	Cod motor	Cmc	kW	km/h	CV
ACCENT	G4EA-GL	1341	55	163	5H
ACCENT	G4EA-GL	1341	55	158	4A
ACCENT	G4EA-L	1341	55	163	5H
ACCENT	G4EA-L	1341	55	158	4A
ACCENT	G4EA	1341	63	169	5H
ACCENT	G4EA	1341	63	163	4A
ACCENT	G4EA-G	1341	63	169	5H
ACCENT	G4EA-G	1341	63	163	4A
ACCENT	G4EB	1495	66	173	5H
ACCENT	G4EB	1495	66	169	4A
ACCENT	G4EB-G	1495	66	173	5H
ACCENT	G4EB-G	1495	66	169	4A
ACCENT	G4EC	1495	75	179	5H
ACCENT	G4EC	1495	75	174	4A
ACCENT	G4EC-G	1495	75	179	5H
ACCENT	G4EC-G	1495	75	174	4A
ATOS	G4HC-E	999	43	142	5H
ATOS	G4HC-E	999	43	136	4A
ATOS	G4HC-EG	999	43	142	5H
ATOS	G4HC-EG	999	43	136	4A
ATOS-PRIME / AMICA	G4HC-EG	999	43	142	5H
ATOS-PRIME / AMICA	G4HC-E	999	43	136	4A

Model (tip)	Cod motor	Cmc	kW	km/h	CV
CENTENIAL	G6CU	3497	155	217	5A
CENTENIAL	G6CU-G	3497	155	217	5A
COUPE	G4ED	1599	79	185	5H
COUPE	G4ED-G	1599	79	185	5H
COUPE	G4GF-EG	1975	99	200	5H
COUPE	G4GF-EG	1975	99	195	4A
COUPE	G4GF-E	1975	102	200	5H
COUPE	G4GF-E	1975	102	195	4A
ELANTRA	G4ED-GL	1599	66	176	5H
ELANTRA	G4ED-GL	1599	66	167	4A
ELANTRA	G4ED-L	1599	66	176	5H
ELANTRA	G4ED-L	1599	66	167	4A
ELANTRA	G4ED	1599	79	182	5H
ELANTRA	G4ED	1599	79	170	4A
ELANTRA	G4ED-G	1599	79	182	5H
ELANTRA	G4ED-G	1599	79	170	4A
ELANTRA	G4ED	1599	79	170	4A
ELANTRA	G4ED-G	1599	79	170	4A
ELANTRA	G4GB-G	1795	96	199	5H
ELANTRA	G4GB-G	1795	96	195	4A
ELANTRA	G4GB	1795	97	199	5H
ELANTRA	G4GB	1795	97	195	4A

Model (tip)	Cod motor	Cmc	kW	km/h	CV
ELANTRA	G4GC-G	1975	102	206	5H
ELANTRA	G4GC-G	1975	102	198	4A
ELANTRA	G4GC	1975	104	206	5H
ELANTRA	G4GC	1975	104	198	4A
ELANTRA TDI	D4EA	1991	83	190	5H
SANTA FE	G4JP	1997	99	174	5H
SANTA FE	G4JS	2351	107	178	5H
SANTA FE	G4JS-G	2351	107	178	5H
SANTA FE 4WD	G4JS	2351	107	173	5H
SANTA FE 4WD	G4JS-G	2351	107	173	5H
SANTA FE 4WD	G6BA	2656	127	182	4A
SANTA FE 4WD	G6BA-G	2656	127	182	4A
SONATA/SONICA	G4JP-E	1997	100	205	5H
SONATA/SONICA	G4JP-E	1997	100	194	4A
SONATA/SONICA	G4JP-EG	1997	100	205	5H
SONATA/SONICA	G4JP-EG	1997	100	194	4A

Model (tip)	Cod motor	Cmc	kW	km/h	CV
SONATA/SONICA	G6BV-E	2493	118	212	5H
SONATA/SONICA	G6BV-E	2493	118	205	4A
SONATA/SONICA	G6BV-EG	2493	118	212	5H
SONATA/SONICA	G6BV-EG	2493	118	205	4A
TRAJET	G4JP	1997	100	179	5H
TRAJET	G4JP	1997	100	172	4A
TRAJET	G4JP-G	1997	100	179	5H
TRAJET	G4JP-G	1997	100	172	4A
TRAJET	G6BA	2656	127	192	4A
TRAJET	G6BA-G	2656	127	192	4A
XG 25	G6BV-E	2493	120	225	5H
XG 25	G6BV-E	2493	120	215	4A
XG 25	G6BV-EG	2493	120	225	5H
XG 25	G6BV-EG	2493	120	215	4A
XG 30	G6CT-E	2972	138	225	5A
XG 30	G6CT-EG	2972	138	225	5A

# JAGUAR

JAGUAR CARS Ltd., Browns Lane, Allesley, Coventry CV5 9DR, England

▶ [www.jaguar.com](http://www.jaguar.com)



Model (tip)	Cod motor	Cmc	kW	km/h	CV
S-TYPE	FB	2967	175	235	5H
S-TYPE	FB	2967	175	235	5A
S-TYPE	GB	3996	203	242	5A
XJ	KB	3248	174	225	5A
XJ	LB	3996	209	240	5A
XJ	MB	3996	267	250	5A
XJ 308	KB	3248	174	225	5A

Model (tip)	Cod motor	Cmc	kW	km/h	CV
XJ 308	LB	3996	209	240	5A
XJ 308	MB	3996	267	250	5A
XK8 CONVERTIBLE	NB	3996	209	250	5A
XK8 COUPE	NB	3996	209	250	5A
XKR CONVERTIBLE	PB	3996	267	250	5A
XKR COUPE	PB	3996	267	250	5A

# KIA

KIA MOTORS CORPORATION, 15 Yoido-dong, Youngdeungpo-ku, Seoul, South Korea

▶ [www.kia.com](http://www.kia.com), [www.apci.ro](http://www.apci.ro)



Model (tip)	Cod motor	Cmc	kW	km/h	CV
CARENS	TB	1793	81	185	5H
JOICE/CARSTAR	G4CP	1997	88	175	5H
JOICE/CARSTAR	G4CP	1997	88	170	4A
MAGENTIS	G4JP	1997	100	207	5H
MAGENTIS	G4JP	1997	100	195	4A
MAGENTIS	G6BV	2493	124	214	5H
MAGENTIS	G6BV	2493	124	209	4A
RIO	A3E	1343	55	165	5H
RIO	A3E	1343	55	160	4A
RIO	A5D	1493	72	175	5H

Model (tip)	Cod motor	Cmc	kW	km/h	CV
RIO	A5D	1493	72	170	4A
SHUMA II	S6D	1594	75	186	5H
SHUMA II	S6D	1594	75	175	4A
SHUMA II	TE	1793	84	196	5H
SHUMA II	TE	1793	84	196	4A
SPORTAGE 4X4	FE(DOHC)	1998	87	172	5H
SPORTAGE 4X4	FE(DOHC)	1998	87	145	4A
SPORTAGE SOFT TOP	FE(DOHC)	1998	87	145	4A
SPORTAGE SOFT TOP 4X4	FE(DOHC)	1998	87	172	5H

# LADA

VAZ, Yushoe Shosse 36, 445633 Togliatti, Russia

► [www.lada.com](http://www.lada.com), [www.lada.ro](http://www.lada.ro)



Model (tip)	Cod motor	Cmc	kW	km/h	CV
110	2111	1499	56	167	5H
110	2112	1499	67	185	5H
111 / LIBRA GT	2111	1499	56	167	5H
111 / LIBRA GT	2112	1499	67	185	5H

Model (tip)	Cod motor	Cmc	kW	km/h	CV
112	2111	1499	56	167	5H
112	2112	1499	67	185	5H
NIVA	21214B	1690	60	137	5H

# LANCIA

FIAT AUTO S.p.A., Corso Giovanni Agnelli 200, I-10125 Torino, Italia

► [www.lancia.com](http://www.lancia.com)



Model (tip)	Cod motor	Cmc	kW	km/h	CV
LANCIA Y	188A4000	1242	44	158	5H
LANCIA Y	188A5000	1242	59	174	5H
LANCIA Z	RFN	1997	100	186	5H
LANCIA Z	RFN	1997	100	183	4A
LANCIA Z HDI	RHW	1997	80	175	5H
LYBRA	182B6000	1596	76	185	5H
LYBRA	839A7000	1747	96	201	5H
LYBRA	185A8000	1998	110	210	5H

Model (tip)	Cod motor	Cmc	kW	km/h	CV
LYBRA JTD	AR37101	1910	81	187	5H
LYBRA JTD	839A6000	2387	103	205	5H
LYBRA STATION WAGON	182B6000	1596	76	185	5H
LYBRA STATION WAGON	839A7000	1747	96	201	5H
LYBRA STATION WAGON	185A8000	1998	110	210	5H
LYBRA STATION WAGON JTD	AR37101	1910	81	187	5H
LYBRA STATION WAGON JTD	839A6000	2387	103	205	5H

# MAZDA

MAZDA MOTOR CORPORATION, 3-1, Sinchi, Fuchu-cho, Aki-gun, Hiroshima, 70-8670, Japan

► [www.mazda.com](http://www.mazda.com), [www.mazda.com.ro](http://www.mazda.com.ro)



Model (tip)	Cod motor	Cmc	kW	km/h	CV
121	JJK	1299	37	143	5H
121	JJM	1299	37	143	5H
121	J4R	1299	44	155	5H
121	J4T	1299	44	155	5H
121	DHF	1242	55	170	5H
121	DHG	1242	55	160	SA
121 TDI	RTN	1753	55	168	5H
323 F	B3	1324	53	162	5H
323 F	ZM	1598	70	170	4A
323 F	ZM	1598	72	182	5H
323 F	FS	1991	96	203	5H
323 F	FS	1991	96	183	4A
323 F TDI	RF	1998	74	189	5H
323 S	B3	1324	53	162	5H
323 S	ZM	1598	70	170	4A
323 S	ZM	1598	72	182	5H

Model (tip)	Cod motor	Cmc	kW	km/h	CV
323 S	FS	1991	96	203	5H
323 S	FS	1991	96	183	4A
323 S TDI	RF	1998	74	189	5H
626	FP	1840	74	182	5H
626	FS	1991	85	198	5H
626	FS	1991	85	185	4A
626	FS	1991	100	208	5H
626	FS	1991	100	195	4A
626 TDI	RF	1998	66	175	5H
626 TDI	RF	1998	81	191	5H
626 KOMBI	FP	1840	74	180	5H
626 KOMBI	FS	1991	85	192	5H
626 KOMBI	FS	1991	85	179	4A
626 KOMBI	FS	1991	100	202	5H
626 KOMBI	FS	1991	100	189	4A
626 KOMBI TDI	RF	1998	66	170	5H

Model (tip)	Cod motor	Cmc	kW	km/h	CV
626 KOMBI TDI	RF	1998	81	185	5H
DEMIO	B3	1324	46	151	5H
DEMIO	B5	1498	55	160	5H
DEMIO	B5	1498	55	150	4A
MPV	FS	1991	88	178	5H
MX-5	B6	1598	81	191	5H
MX-5	B6	1840	102	190	4A
MX-5	BP	1840	107	205	5H
MX-5	BP	1840	107	208	6H

Model (tip)	Cod motor	Cmc	kW	km/h	CV
PREMACY	FP	1840	74	175	5H
PREMACY	FP	1840	84	180	5H
PREMACY	FP	1840	84	170	4A
PREMACY TDI	RF	1998	66	170	5H
PREMACY TDI	RF	1998	74	170	5H
TRIBUTE	YF	1989	91	169	5H
TRIBUTE	AJ	2967	145	190	4A
TRIBUTE 4WD	YF	1989	91	166	5H
XEDOS 9	KL	2497	120	207	4A

# MERCEDES / SMART

DAIMLERCHRYSLER, Stuttgart-Untertürkheim, Deutschland



[www.mercedes-benz.com](http://www.mercedes-benz.com), [www.mercedes-benz.ro](http://www.mercedes-benz.ro)



Mercedes-Benz

Model (tip)	Cod motor	Cmc	kW	km/h	CV
214/314	111984	2295	105	160	5H
216/316 CDI	612981	2685	115	160	5H
A 140	166940	1397	60	170	5H
A 140	166940	1397	60	165	5A
A 140	166960	1598	60	167	5H
A 140	166960	1598	60	167	5A
A 140 LANG	166940	1397	60	170	5H
A 140 LANG	166940	1397	60	165	5A
A 140 LANG	166960	1598	60	167	5A
A 160	166960	1598	75	182	5H
A 160	166960	1598	75	180	5A
A 160	166960	1598	75	180	5H
A 160	166960	1598	75	178	5A
A 160 CDI	668940	1689	55	162	5H
A 160 CDI	668940	1689	55	157	5A
A 160 LANG	166960	1598	75	180	5H
A 160 LANG	166960	1598	75	178	5A
A 170 CDI	668942	1689	70	180	5H
A 170 CDI	668942	1689	70	173	5A
A 190	166990	1898	92	198	5H
A 190	166990	1898	92	193	5A
A 190 LANG	166990	1898	92	198	5H
A 190 LANG	166990	1898	92	193	5A
C 180	111951	1998	95	210	6H
C 180	111951	1998	95	207	5A
C 180 SPORTCOUPE	111951	1998	95	210	6H
C 180 SPORTCOUPE	111951	1998	95	207	5A
C 180 T-MODELL	111921	1799	89	190	5H
C 180 T-MODELL	111921	1799	89	187	5A
C 180 T-MODELL	111951	1998	95	206	6H
C 180 T-MODELL	111951	1998	95	204	5A
C 200 KOMPRESSOR	111955	1998	120	230	6H
C 200 KOMPRESSOR	111955	1998	120	227	5A
C 200 KOMPRESSOR	111955	1998	120	230	6T
C 200 KOMPRESSOR T-MODELL	111956	1998	120	215	6H
C 200 KOMPRESSOR T-MODELL	111956	1998	120	212	5A
C 200 KOMPRESSOR SPORTCOUPE	111955	1998	120	230	6H
C 200 KOMPRESSOR SPORTCOUPE	111955	1998	120	227	5A
C 200 KOMPRESSOR SPORTCOUPE	111955	1998	120	230	6T
C 200 KOMPRESSOR T-MODELL	111955	1998	120	226	6H
C 200 KOMPRESSOR T-MODELL	111956	1998	120	212	5A

Model (tip)	Cod motor	Cmc	kW	km/h	CV
C 200 KOMPRESSOR T-MODELL	111955	1998	120	223	5A
C 200 KOMPRESSOR T-MODELL	111955	1998	120	226	6T
C 200 CDI	611962	2148	75	193	6H
C 200 CDI	611962	2148	75	188	5A
C 200 CDI	611962	2148	75	193	6T
C 200 CDI	611962	2148	85	203	6H
C 200 CDI	611962	2148	85	198	5A
C 200 CDI	611962	2148	85	203	6T
C 200 CDI T-MODELL	611960	2148	75	182	5H
C 200 CDI T-MODELL	611960	2148	75	179	5A
C 220 CDI	611962	2148	100	217	6H
C 220 CDI	611962	2148	100	212	5A
C 220 CDI	611962	2148	100	217	6T
C 220 CDI	611962	2148	105	220	6H
C 220 CDI	611962	2148	105	215	5A
C 220 CDI	611962	2148	105	220	6T
C 220 CDI SPORTCOUPE	611962	2148	100	217	6H
C 220 CDI SPORTCOUPE	611962	2148	100	212	5A
C 220 CDI SPORTCOUPE	611962	2148	100	217	6T
C 220 CDI SPORTCOUPE	611962	2148	105	220	6H
C 220 CDI SPORTCOUPE	611962	2148	105	215	5A
C 220 CDI SPORTCOUPE	611962	2148	105	220	6T
C 220 CDI T-MODELL	611962	2148	75	187	6H
C 220 CDI T-MODELL	611962	2148	75	182	5A
C 220 CDI T-MODELL	611962	2148	75	187	6T
C 220 CDI T-MODELL	611962	2148	85	197	6H
C 220 CDI T-MODELL	611962	2148	85	192	5A
C 220 CDI T-MODELL	611962	2148	85	197	6T
C 220 CDI T-MODELL	611960	2148	92	195	5H
C 220 CDI T-MODELL	611960	2148	92	192	5A
C 220 CDI T-MODELL	611962	2148	100	211	6H
C 220 CDI T-MODELL	611962	2148	100	206	5A
C 220 CDI T-MODELL	611962	2148	100	211	6T
C 220 CDI T-MODELL	611962	2148	105	214	6H
C 220 CDI T-MODELL	611962	2148	105	209	5A
C 220 CDI T-MODELL	611962	2148	105	214	6T
C 230 KOMPRESSOR SPORTCOUPE	111981	2295	145	240	6H
C 230 KOMPRESSOR SPORTCOUPE	111981	2295	145	237	5A
C 230 KOMPRESSOR SPORTCOUPE	111981	2295	145	240	6T
C 240	112912	2597	120	231	6H
C 240	112912	2597	120	228	5A

Model (tip)	Cod motor	Cmc	kW	km/h	CV
C 240	112912	2597	125	235	6H
C 240	112912	2597	125	232	5A
C 240 T-MODELL	112915	2597	120	215	6H
C 240 T-MODELL	112915	2597	120	212	5A
C 240 T-MODELL	112912	2597	120	225	6H
C 240 T-MODELL	112912	2597	120	222	5A
C 240 T-MODELL	112915	2597	125	217	6H
C 240 T-MODELL	112915	2597	125	215	5A
C 240 T-MODELL	112912	2597	125	229	6H
C 240 T-MODELL	112912	2597	125	226	5A
C 250 TD T-MODELL	605960	2497	110	205	5H
C 250 TD T-MODELL	605960	2497	110	200	5A
C 270 CDI	612962	2685	120	227	6H
C 270 CDI	612962	2685	120	222	5A
C 270 CDI	612962	2685	120	227	6T
C 270 CDI	612962	2685	125	230	6H
C 270 CDI	612962	2685	125	225	5A
C 270 CDI	612962	2685	125	230	6T
C 270 CDI T-MODELL	612962	2685	120	221	6H
C 270 CDI T-MODELL	612962	2685	120	217	5A
C 270 CDI T-MODELL	612962	2685	120	221	6T
C 270 CDI T-MODELL	612962	2685	125	224	6H
C 270 CDI T-MODELL	612962	2685	125	220	5A
C 270 CDI T-MODELL	612962	2685	125	224	6T
C 280 T-MODELL	112920	2799	145	229	6H
C 280 T-MODELL	112920	2799	145	226	5A
C 320	112946	3199	160	245	5A
C 320 T-MODELL	112946	3199	160	242	5A
C 32 AMG KOMPRESSOR	112961	3199	260	250	5A
C 32 AMG KOMPRESSOR T-MODELL	112961	3199	260	250	5A
CL 500	113960	4966	220	250	5A
CL 500	113960	4966	225	250	5A
CL 55 AMG	113986	5439	265	250	5A
CL 600	137970	5786	270	250	5A
CLK 200 KOMPRESSOR CABRIO	111956	1998	120	218	6H
CLK 200 KOMPRESSOR CABRIO	111956	1998	120	215	5A
CLK 200 KOMPRESSOR CABRIO	111956	1998	120	218	6T
CLK 200 KOMPRESSOR COUPE	111956	1998	120	223	6H
CLK 200 KOMPRESSOR COUPE	111956	1998	120	220	5A
CLK 200 KOMPRESSOR COUPE	111956	1998	120	223	6T
CLK 230 KOMPRESSOR CABRIO	111982	2295	145	230	6H
CLK 230 KOMPRESSOR CABRIO	111982	2295	145	230	5A
CLK 230 KOMPRESSOR CABRIO	111982	2295	145	230	6T
CLK 230 KOMPRESSOR COUPE	111982	2295	145	236	6H
CLK 230 KOMPRESSOR COUPE	111982	2295	145	233	5A
CLK 230 KOMPRESSOR COUPE	111982	2295	145	236	6T
CLK 320 CABRIO	112940	3199	160	236	5A
CLK 320 COUPE	112940	3199	160	240	5A
CLK 430 CABRIO	113943	4266	205	250	5A
CLK 430 COUPE	113943	4266	205	250	5A
CLK 55 AMG CABRIO	113984	5439	255	250	5A
CLK 55 AMG COUPE	113984	5439	255	250	5A
E 200	111957	1998	120	222	6H
E 200	111957	1998	120	219	5A
E 200 T-MODELL	111957	1998	120	212	6H
E 200 T-MODELL	111957	1998	120	209	5A
E 200 CDI	611961	2148	75	190	6H
E 200 CDI	611961	2148	75	186	5A
E 200 CDI	611961	2184	85	199	6H
E 200 CDI	611961	2184	85	197	5A
E 220 CDI	611961	2184	100	210	6H
E 220 CDI	611961	2184	100	208	5A
E 220 CDI	611961	2184	105	213	6H
E 220 CDI	611961	2184	105	212	5A
E 220 CDI T-MODELL	611961	2148	100	202	6H
E 220 CDI T-MODELL	611961	2148	100	199	5A


Model (tip)	Cod motor	Cmc	kW	km/h	CV
E 220 CDI T-MODELL	611961	2148	105	205	6H
E 220 CDI T-MODELL	611961	2148	105	202	5A
E 240	112914	2597	120	226	6H
E 240	112914	2597	120	223	5A
E 240	112914	2597	125	229	6H
E 240	112914	2597	125	226	5A
E 240	112914	2597	125	229	6H
E 240	112914	2597	125	226	5A
E 240 T-MODELL	112914	2597	120	216	6H
E 240 T-MODELL	112914	2597	120	213	5A
E 240 T-MODELL	112914	2597	125	219	6H
E 240 T-MODELL	112914	2597	125	216	5A
E 270 CDI	612961	2685	120	222	6H
E 270 CDI	612961	2685	120	217	5A
E 270 CDI	612961	2685	125	225	6H
E 270 CDI	612961	2685	125	220	5A
E 270 CDI T-MODELL	612961	2685	120	212	6H
E 270 CDI T-MODELL	612961	2685	120	209	5A
E 270 CDI T-MODELL	612961	2685	125	215	6H
E 270 CDI T-MODELL	612961	2685	125	212	5A
E 280	112921	2799	150	230	6H
E 280	112921	2799	150	230	5A
E 280 4MATIC	112921	2799	150	223	5A
E 280 4MATIC T-MODEL	112921	2799	150	217	5A
E 280 T-MODELL	112921	2799	150	225	6H
E 280 T-MODELL	112921	2799	150	223	5A
E 320	112941	3199	165	238	5A
E 320 T-MODELL	112941	3199	165	230	5A
E 320 GEPANZERT	112941	3199	165	238	5A
E 320 4MATIC GEPANZERT	112941	3199	165	234	5A
E 320 4MATIC T-MODEL	112941	3199	165	225	5A
E 320 CDI	613961	3222	145	230	5A
E 320 CDI T-MODELL	613961	3222	145	227	5A
E 430	113940	4266	205	250	5A
E 430 T-MODELL	113940	4266	205	243	5A
E 430 4MATIC	113940	4266	205	250	5A
E 430 4MATIC T-MODEL	113940	4266	205	243	5A
E 430 GEPANZERT	113940	4266	205	210	5A
E 55 AMG	113980	5439	260	250	5A
E 55 AMG T-MODELL	113980	5439	260	250	5A
E 55 AMG 4MATIC	113980	5439	260	250	5A
E 55 AMG 4MATIC T-MODELL	113980	5439	260	250	5A
G 320	112945	3199	158	175	5A
G 500	113962	4966	218	190	5A
ML 320	112942	3199	160	195	5A
ML 430	113942	4266	200	210	5A
ML 55 AMG	113981	5439	255	235	5A
S 280	112922	2799	150	230	5A
S 320	112944	3199	165	240	5A
S 320 CDI	613960	3222	145	230	5A
S 400 CDI	628960	3996	184	250	5A
S 400 CDI GEPANZERT	628960	3996	184	210	5A
S 430	113941	4266	205	250	5A
S 430 GEPANZERT	113941	4266	205	210	5A
S 500	113960	4966	220	250	5A
S 500	113960	4966	225	250	5A
S 500 GEPANZERT	113960	4966	225	210	5A
S 500 PULLMAN	113960	4966	225	250	5A
S 55 AMG	113986	5439	265	250	5A
S 600	137970	5786	270	250	5A
S 600 GEPANZERT	137970	5786	270	210	5A
S 600 PULLMAN	137970	5786	270	250	5A
SL 280	112923	2799	150	232	5H
SL 280	112923	2799	150	228	5A
SL 320	112943	3199	165	238	5A
SL 500	113961	4966	225	250	5A

Model (tip)	Cod motor	Cmc	kW	km/h	CV
SLK 200 KOMPRESSOR	111955	1998	120	223	6H
SLK 200 KOMPRESSOR	111955	1998	120	220	5A
SLK 230 KOMPRESSOR	111981	2295	145	240	6H
SLK 230 KOMPRESSOR	111981	2295	145	237	5A
SLK 320	112947	3199	160	245	6H
SLK 320	112947	3199	160	242	5A
SLK 32 AMG KOMPRESSOR	112960	3199	260	250	5A
SMART	11	599	33	135	6H
SMART	11	599	33	135	6L
SMART	13	599	40	135	6H

Model (tip)	Cod motor	Cmc	kW	km/h	CV
SMART	13	599	40	135	6L
SMART	13	599	45	135	6H
SMART	13	599	45	135	6L
SMART CDI	61	799	30	135	6L
SMART CABRIO	13	599	40	135	6H
SMART CABRIO	13	599	40	135	6L
SMART CABRIO	13	599	45	135	6H
SMART CABRIO	13	599	45	135	6L
SMART CDI CABRIO	61	799	30	135	6L

# MITSUBISHI

MITSUBISHI HEAVY INDUSTRIES, 10,2-chome, Marunouchi, Chiyoda-ku, Tokyo, Japan

 [www.mitsubishi.com](http://www.mitsubishi.com)



Model (tip)	Cod motor	Cmc	kW	km/h	CV
CARISMA	F9Q1	1870	75	190	5H
CARISMA	4G92	1597	76	190	5H
CARISMA	4G92	1597	76	185	4A
CARISMA	F9Q2	1870	85	195	5H
CARISMA GDI	4G93	1834	90	200	5H
CARISMA GDI	4G93	1834	92	200	4A
COLT	4G13	1299	60	170	5H
COLT	4G92	1597	76	185	5H
COLT	4G92	1597	76	180	4A
GALANT	4G63	1997	98	210	5H
GALANT	4G63	1997	98	200	4A
GALANT	6A13	2498	118	225	5H
GALANT	6A13	2498	118	215	4A
GALANT KOMBI	4G63	1997	98	200	5H
GALANT KOMBI	4G63	1997	98	190	4A
GALANT KOMBI	6A13	2498	118	215	5H
GALANT KOMBI	6A13	2498	118	205	4A
GALANT GDI	4G64	2351	106	215	5H
GALANT GDI	4G64	2351	106	205	4A
GALANT KOMBI GDI	4G64	2351	106	205	5H
GALANT KOMBI GDI	4G64	2351	106	195	4A

Model (tip)	Cod motor	Cmc	kW	km/h	CV
PAJERO/MONTERO (scurt)	6G74	3497	149	190	5H
PAJERO/MONTERO (lung)	6G74	3497	149	190	5H
PAJERO PININ (scurt)	4G94	1999	95	170	5H
PAJERO PININ (scurt)	4G94	1999	95	165	4A
PAJERO PININ (lung)	4G94	1999	95	170	5H
PAJERO PININ (lung)	4G94	1999	95	165	4A
PAJERO SPORT	6G72	2972	125	175	5H
PAJERO SPORT	6G72	2972	125	175	4A
SPACE RUNNER	4G63	1997	98	185	5H
SPACE RUNNER	4G63	1997	98	175	4A
SPACE RUNNER GDI	4G64	2351	108	190	5H
SPACE RUNNER GDI	4G64	2351	108	180	4A
SPACE STAR	4G13	1299	60	170	5H
SPACE STAR	F9Q1	1870	75	185	5H
SPACE STAR GDI	4G93	1834	90	190	5H
SPACE STAR GDI	4G93	1834	90	185	4A
SPACE WAGON	4G63	1997	98	180	5H
SPACE WAGON GDI	4G64	2351	108	190	5H
SPACE WAGON GDI	4G64	2351	108	180	4A
SPACE WAGON GDI 4WD	4G64	2351	108	185	5H

# NISSAN

NISSAN MOTORS CO., 17-1, Ginza 6-chome, Chuo-ku, Tokyo, Japan

 [www.nissan.com](http://www.nissan.com), [www.nissan.ro](http://www.nissan.ro)



Model (tip)	Cod motor	Cmc	kW	km/h	CV
ALMERA	QG15	1498	66	173	5H
ALMERA	QG18	1769	84	185	5H
ALMERA	QG18	1769	84	173	4A
ALMERA STH	QG15	1498	66	173	5H

Model (tip)	Cod motor	Cmc	kW	km/h	CV
ALMERA STH	QG18	1769	84	185	5H
ALMERA STH	QG18	1769	84	173	4A
ALMERA TDI	YD22	2184	81	185	5H
ALMERA TDI STH	YD22	2184	81	185	5H


Model (tip)	Cod motor	Cmc	kW	km/h	CV
ALMERA TINO	QG16	1596	78	161	5H
ALMERA TINO	QG18	1769	84	173	5H
ALMERA TINO	SR20	1998	100	180	SA
ALMERA TINO TDI	YD22	2184	84	180	5H
MAXIMA QX	VQ20	1995	103	203	5H
MAXIMA QX	VQ20	1995	103	184	4A
MAXIMA QX	VQ30	2988	147	230	5H
MAXIMA QX	VQ30	2988	147	212	4A
MICRA	VJX	1527	42	146	5H
MICRA	CG10	998	44	150	5H
MICRA	CG10	998	44	147	SA
MICRA	CGA3	1348	60	170	5H
MICRA	CGA3	1348	60	164	SA
PRIMERA	QG16	1597	78	186	5H

Model (tip)	Cod motor	Cmc	kW	km/h	CV
PRIMERA	QG18	1769	84	196	5H
PRIMERA	SR20	1998	103	210	5H
PRIMERA	SR20	1998	103	202	4A
PRIMERA STH	QG16	1597	78	186	5H
PRIMERA STH	QG18	1769	84	196	5H
PRIMERA STH	SR20	1998	103	210	5H
PRIMERA STH	SR20	1998	103	202	4A
PRIMERA TRAVELLER	QG18	1769	84	191	5H
PRIMERA TRAVELLER	SR20	1998	103	205	5H
PRIMERA TRAVELLER	SR20	1998	103	195	4A
PRIMERA TD	CD20	1974	66	175	5H
PRIMERA TD STH	CD20	1974	66	175	5H
PRIMERA TRAVELLER TD	CD20	1974	66	170	5H

# OPEL

ADAM OPEL AG, Rüsselsheim, Deutschland

 [www.opel.com](http://www.opel.com), [www.opel.ro](http://www.opel.ro)



# OPEL

Model (tip)	Cod motor	Cmc	kW	km/h	CV
AGILA	Z10XE	973	43	142	5H
AGILA	Z12XE	1199	55	155	5H
ASTRA-G	Z12XE	1199	55	170	5H
ASTRA-G	Z14XE	1389	66	180	5H
ASTRA-G	Z14XE	1389	66	168	4A
ASTRA-G	Z16SE	1598	62	175	5H
ASTRA-G	Z16SE	1598	62	170	4A
ASTRA-G	Z16SE	1598	62	180	5H
ASTRA-G	Z16XE	1598	74	188	5H
ASTRA-G	Z16XE	1598	74	178	4A
ASTRA-G	Z18XE	1796	92	205	5H
ASTRA-G	Z18XE	1796	92	198	4A
ASTRA-G	Z22SE	2198	108	214	5H
ASTRA-G	Z22SE	2198	108	208	4A
ASTRA-G CC	Z12XE	1199	55	170	5H
ASTRA-G CC	Z16SE	1598	62	180	5H
ASTRA-G-CC	Z16SE	1598	62	170	4A
ASTRA-G CC	Z14XE	1389	66	180	5H
ASTRA-G CC	Z14XE	1389	66	168	4A
ASTRA-G CC	Z16XE	1598	74	188	5H
ASTRA-G CC	Z16XE	1598	74	178	4A
ASTRA-G CC	Z18XE	1796	92	205	5H
ASTRA-G CC	Z18XE	1796	92	198	4A
ASTRA-G CC	Z22SE	2198	108	214	5H
ASTRA-G CC	Z22SE	2198	108	208	4A
ASTRA-G COUPE	Z16XE	1598	74	195	5H
ASTRA-G COUPE	Z18XEL	1796	85	206	5H
ASTRA-G COUPE	Z18XE	1796	92	210	5H
ASTRA-G COUPE	Z22SE	2198	108	218	5H
ASTRA-G COUPE	Z22SE	2198	108	212	4A
ASTRA-G COUPE	Z20LET	1998	140	245	5H
ASTRA-G CABRIO	Z16XE	1598	74	190	5H
ASTRA-G CABRIO	Z18XE	1796	92	207	5H
ASTRA-G CABRIO	Z22SE	2198	108	216	5H
ASTRA-G CABRIO	Z22SE	2198	108	210	4A

Model (tip)	Cod motor	Cmc	kW	km/h	CV
ASTRA-G CARAVAN	Z12XE	1199	55	165	5H
ASTRA-G CARAVAN	Z14XE	1389	66	175	5H
ASTRA-G CARAVAN	Z14XE	1389	66	163	4A
ASTRA-G CARAVAN	Z16SE	1598	62	177	5H
ASTRA-G CARAVAN	Z16SE	1598	62	167	4A
ASTRA-G CARAVAN	Z16XE	1598	74	183	5H
ASTRA-G CARAVAN	Z16XE	1598	74	173	4A
ASTRA-G CARAVAN	Z18XE	1796	92	200	5H
ASTRA-G CARAVAN	Z18XE	1796	92	200	4A
ASTRA-G CARAVAN	Z22SE	2198	108	208	5H
ASTRA-G CARAVAN	Z22SE	2198	108	202	4A
ASTRA-G TDI	Y17DT	1686	55	170	5H
ASTRA-G TDI	Y20DTL	1995	60	170	4A
ASTRA-G TDI	Y20DTH	1995	74	188	5H
ASTRA-G CC TDI	Y17DT	1686	55	170	5H
ASTRA-G CC TDI ECO	Y17DT	1686	55	175	5H
ASTRA-G CC TDI	Y20DTH	1995	74	188	5H
ASTRA-G CC TDI	Y20DTL	1995	60	170	4A
ASTRA-G CARAVAN TDI	Y17DT	1686	55	165	5H
ASTRA-G CARAVAN TDI	Y20DTH	1995	74	183	5H
CORSA-C	Z10XE	973	43	155	5H
CORSA-C	Z12XE	1199	55	170	5H
CORSA-C	Z14XE	1389	66	180	5H
CORSA-C	Z14XE	1389	66	170	4A
CORSA-C	Z18XE	1796	92	202	5H
CORSA-C TDI	Y17DTL	1686	48	162	5H
CORSA-C TDI	Y17DT	1686	55	170	5H
FRONTERA-B	Y22SE	2198	100	163	5H
FRONTERA-B	6VD1	3165	151	184	5H
FRONTERA-B	6VD1	3165	151	187	4A
FRONTERA-B SPORT	Y22SE	2198	100	162	5H
FRONTERA-B SPORT	6VD1	3165	151	184	5H
OMEGA-B	Z22XE	2198	106	210	5H
OMEGA-B	Z22XE	2198	106	206	4A
OMEGA-B	Y26SE	2597	132	229	5H




Model (tip)	Cod motor	Cmc	kW	km/h	CV
OMEGA-B	Y26SE	2597	132	224	4A
OMEGA-B	Y32SE	3175	160	240	4A
OMEGA-B	Y57XE	5665	228	250	4A
OMEGA-B TDI	Y22DTH	2172	81	190	5H
OMEGA-B TDI	Y22DTH	2172	88	195	5H
OMEGA-B-CARAVAN	Z22XE	2198	106	202	5H
OMEGA-B-CARAVAN	Z22XE	2198	106	198	4A
OMEGA-B-CARAVAN	Y26SE	2597	132	221	5H
OMEGA-B-CARAVAN	Y26SE	2597	132	216	4A
OMEGA-B-CARAVAN	Y32SE	3175	160	232	4A
OMEGA-B-CARAVAN	Y57XE	5665	228	250	4A
OMEGA-B-CARAVAN TDI	Y22DTH	2172	81	185	5H
OMEGA-B-CARAVAN TDI	Y22DTH	2172	88	190	5H
SPEEDSTER	Z22SE	2198	108	217	5H
VECTRA-B	Z16SE	1598	74	193	5H
VECTRA-B	Z16SE	1598	74	178	4A
VECTRA-B	Z18XE	1796	92	208	5H
VECTRA-B	Z18XE	1796	92	200	4A
VECTRA-B	Z22SE	2198	108	218	5H
VECTRA-B	Z22SE	2198	108	213	4A
VECTRA-B	Y26SE	2597	125	230	5H
VECTRA-B	Y26SE	2597	125	227	4A
VECTRA-B DTI	Y22DTR	2172	88	204	5H
VECTRA-B DTI	Y22DTR	2172	92	207	5H
VECTRA-B TDI	Y20DTH	1995	74	195	5H
VECTRA-B CC	Z16SE	1598	74	193	5H
VECTRA-B CC	Z16SE	1598	74	178	4A
VECTRA-B CC	Z18XE	1796	92	208	5H

Model (tip)	Cod motor	Cmc	kW	km/h	CV
VECTRA-B CC	Z18XE	1796	92	200	4A
VECTRA-B CC	Z22SE	2198	108	218	5H
VECTRA-B CC	Z22SE	2198	108	213	4A
VECTRA-B CC	Y26SE	2597	125	230	5H
VECTRA-B CC	Y26SE	2597	125	227	4A
VECTRA-B CC DTI	Y20DTH	1995	74	195	5H
VECTRA-B CC DTI	Y22DTR	2172	88	204	5H
VECTRA-B CC DTI	Y22DTR	2172	92	207	5H
VECTRA-B CARAVAN	Z16XE	1598	74	185	5H
VECTRA-B CARAVAN	Z16XE	1598	74	170	4A
VECTRA-B CARAVAN	Z18XEL	1796	85	195	5H
VECTRA-B CARAVAN	Z18XEL	1796	85	190	4A
VECTRA-B CARAVAN	Z18XE	1796	92	200	5H
VECTRA-B CARAVAN	Z18XE	1796	92	192	4A
VECTRA-B CARAVAN	Z22SE	2198	108	212	5H
VECTRA-B CARAVAN	Z22SE	2198	108	207	4A
VECTRA-B CARAVAN	Y26SE	2597	125	223	5H
VECTRA-B CARAVAN	Y26SE	2597	125	218	4A
VECTRA-B CARAVAN TDI	Y20DTH	1995	74	188	5H
VECTRA-B CARAVAN DTI	Y22DTR	2172	88	197	5H
VECTRA-B CARAVAN DTI	Y22DTR	2172	92	200	5H
ZAFIRA-A	Z16XE	1598	74	176	5H
ZAFIRA-A	Z18XE	1796	92	188	5H
ZAFIRA-A	Z18XE	1796	92	180	4A
ZAFIRA-A	Z22SE	2198	108	200	5H
ZAFIRA-A	Z22SE	2198	108	188	4A
ZAFIRA-A TDI	Y20DTH	1995	74	175	5H

# PEUGEOT

AUTOMOBILES PEUGEOT, 75 Avenue de la Grande Armée, 75116 Paris, France

 [www.peugeot.com](http://www.peugeot.com), [www.peugeot.com.ro](http://www.peugeot.com.ro)



## PEUGEOT

Model (tip)	Cod motor	Cmc	kW	km/h	CV
106	VJX	1527	42	158	5H
106	HFX	1124	44	164	5H
106	KFW	1360	55	175	5H
106	KFW	1360	55	177	5H
106	NFX	1587	87	205	5H
206	WJY	1868	51	161	5H
206	HFX	1124	44	158	5H
206	KFW	1360	55	170	5H
206	KFW	1360	55	160	4A
206	NFU	1587	80	185	5H
206	NFU	1587	80	178	4A
206	RFN	1997	100	210	5H
206 CABRIO	NFU	1587	80	185	5H
206 CABRIO	NFU	1587	80	178	4A
206 CABRIO	RFN	1997	100	210	5H
206 HDI	RHY	1997	66	180	5H
206 HDI	RHY	1997	66	180	5H
206 HDI SPORT	RHY	1997	66	179	5H
306	KFW	1360	55	171	5H
306	KFW	1360	55	170	5H
306	NFT	1587	72	188	5H
306	NFT	1587	72	183	5H

Model (tip)	Cod motor	Cmc	kW	km/h	CV
306	NFT	1587	72	179	4A
306	NFT	1587	72	174	4A
306	LFY	1761	81	192	5H
306	LFY	1761	81	195	5H
306 D	WJY	1868	51	163	5H
306 D	WJY	1868	51	161	5H
306 BREAK	WJY	1868	51	162	5H
306 BREAK	WJY	1868	51	162	5H
306 BREAK	KFW	1360	55	171	5H
306 BREAK	NFT	1587	72	186	5H
306 BREAK	NFT	1587	72	176	4A
306 BREAK	LFY	1761	81	193	5H
306 BREAK HDI	RHY	1997	66	180	5H
306 CABRIO	NFT	1587	72	182	5H
306 CABRIO	NFT	1587	72	174	4A
306 CABRIO	LFY	1761	81	191	5H
306 HDI	RHY	1997	66	179	5H
306 HDI	RHY	1997	66	180	5H
307	KFW	1360	55	167	5H
307	NFU	1587	80	190	5H
307	NFU	1587	80	184	4A
307	RFN	1997	100	205	5H

Model (tip)	Cod motor	Cmc	kW	km/h	CV
307 HDI	RHY	1997	66	179	5H
406	6FZ	1749	85	197	5H
406	6FZ	1749	85	189	4A
406	RFN	1997	100	208	5H
406	RFN	1997	100	201	4A
406	3FZ	2230	116	214	5H
406	XFZ	2946	152	240	5H
406	XFZ	2946	152	232	4A
406 HDI	RHY	1997	66	180	5H
406 HDI	RHZ	1997	80	191	5H
406 HDI	RHZ	1997	80	188	4A
406 HDI	4HX	2197	98	205	5H
406 BREAK	6FZ	1749	85	193	5H
406 BREAK	6FZ	1749	85	189	4A
406 BREAK	RFN	1997	100	201	5H
406 BREAK	RFN	1997	100	194	4A
406 BREAK	3FZ	2230	116	207	5H
406 BREAK	XFZ	2946	152	234	5H
406 BREAK	XFZ	2946	152	226	4A
406 BREAK HDI	RHY	1997	66	172	5H
406 BREAK HDI	RHZ	1997	80	185	5H
406 BREAK HDI	RHZ	1997	80	183	4A
406 BREAK HDI	4HX	2197	98	201	5H
406 COUPE	RFN	1997	100	208	5H

Model (tip)	Cod motor	Cmc	kW	km/h	CV
406 COUPE	RFN	1997	100	201	4A
406 COUPE	XFZ	2946	152	240	5H
406 COUPE	XFZ	2946	152	232	4A
406 COUPE HDI	4HX	2197	98	201	5H
607	RFN	1997	100	210	5H
607	3FZ	2230	116	220	5H
607	3FZ	2230	116	213	4A
607	XFZ	2946	152	240	5H
607	XFZ	2946	152	232	4A
607 HDI	RHZ	1997	80	193	5H
607 HDI	4HX	2179	98	205	5H
607 HDI	4HX	2179	98	202	4A
806	RFN	1997	100	186	5H
806	RFN	1997	100	183	4A
806 HDI	RHW	1997	80	175	5H
EXPERT	RFN	1997	100	175	5H
EXPERT	RFN	1997	100	172	4A
EXPERT HDI	RHW	1997	80	165	5H
PARTNER	HFX	1124	44	141	5H
PARTNER	KFW	1360	55	151	5H
PARTNER	NFU	1587	80	172	5H
PARTNER D	WJY	1868	51	142	5H
PARTNER HDI	RHY	1997	66	159	5H

# PORSCHE

Dr. Ing. h.c. F. PORSCHE AG, Porschestrasse 42, 70435 Stuttgart-Zuffenhausen, Deutschland

► [www.porsche.com](http://www.porsche.com), [www.porsche.ro](http://www.porsche.ro)



**PORSCHE**

Model (tip)	Cod motor	Cmc	kW	km/h	CV
911 CARRERA COUPE	M96/04	3387	221	280	6H
911 CARRERA COUPE	M96/04	3387	221	275	5A
911 CARRERA CABRIO	M96/04	3387	221	280	6H
911 CARRERA CABRIO	M96/04	3387	221	275	5A
911 CARRERA 4 COUPE	M96/04	3387	221	280	6H
911 CARRERA 4 COUPE	M96/04	3387	221	275	5A
911 CARRERA 4 CABRIO	M96/04	3387	221	280	6H
911 CARRERA 4 CABRIO	M96/04	3387	221	275	5H
911 GT2	M96/70S	3600	340	315	6H

Model (tip)	Cod motor	Cmc	kW	km/h	CV
911 TURBO	M96/70	3600	309	305	6H
911 TURBO	M96/70	3600	309	298	5A
BOXSTER	M96/22	2687	155	250	5H
BOXSTER	M96/22	2687	155	245	5A
BOXSTER	M96/22	2687	162	250	5H
BOXSTER	M96/22	2687	162	245	5A
BOXSTER S	M96/21	3179	185	260	6H
BOXSTER S	M96/21	3179	185	255	5A

# RENAULT

RENAULT SA, 13-15, Quai le Gallo, 92513 Boulogne-Billancourt cedex, France

► [www.renault.com](http://www.renault.com), [www.renault.ro](http://www.renault.ro)



**RENAULT**

Model (tip)	Cod motor	Cmc	kW	km/h	CV
CLIO	D7F-G7	1149	43	160	5H
CLIO	D4F-B7	1149	55	170	5H
CLIO	K7J-A7	1390	55	170	5H
CLIO	K4J-A7	1390	72	186	5H

Model (tip)	Cod motor	Cmc	kW	km/h	CV
CLIO	K4J-B7	1390	72	181	4A
CLIO	K4M-A7	1598	79	195	5H
CLIO	K4M-G7	1598	79	195	5H
CLIO	F4R-D7	1998	120	220	5H

Model (tip)	Cod motor	Cmc	kW	km/h	CV
CLIO	F4R-D7	1998	120	220	5H
CLIO	F4R-D7	1998	124	220	5H
CLIO V6	L7X-J-760	2946	166	235	6H
CLIO D	F8Q-P6	1870	47	161	5H
CLIO DTI	K9K-C7	1461	42	155	5H
CLIO DCI	K9K-A7	1461	48	163	5H
CLIO TDI	F9Q-R7	1870	59	174	5H
ESPACE	F4R-A7	1998	103	187	5H
ESPACE	F4R-A7	1998	103	182	4A
KANGOO	D7F-G7	1149	43	140	5H
KANGOO	K7J-A7	1390	55	153	5H
KANGOO	K7J-B7	1390	55	147	4A
KANGOO	K4M-A7	1598	70	160	5H
KANGOO D	F8Q-P6	1870	40	134	5H
KANGOO D	F8Q-P6	1870	47	145	5H
KANGOO CDI	K9KA700	1461	48	146	5H
KANGOO DTI	F9Q-R7	1870	59	160	5H
KANGOO RAPID	D7F-G7	1149	43	140	5H
KANGOO RAPID D	F8Q-P6	1870	47	140	5H
KANGOO RAPID D	F8Q-P6	1870	47	145	5H
LAGUNA	K4M-D7	1598	79	195	5H
LAGUNA	K4M-F7	1598	79	195	5H
LAGUNA	K4M-E7	1598	79	185	4A
LAGUNA	F4P-C7	1783	85	203	5H
LAGUNA	F4P-D7	1783	85	190	4A
LAGUNA	F4P-C7	1783	86	203	5H
LAGUNA	F4P-C7	1783	88	203	5H
LAGUNA	F4P-A7	1783	88	203	5H
LAGUNA	F4P-C7	1783	89	203	5H
LAGUNA	F4R-F7	1998	102	207	5H
LAGUNA	F5R-A7	1998	103	210	5H
LAGUNA V6	L7X-E7	2946	152	235	5A
LAGUNA DTI	F4Q-T7	1870	77	190	6H
LAGUNA DCI	F9Q-B7	1870	79	190	5H
LAGUNA DCI	F9Q-C7	1870	88	240	6H
LAGUNA GRANDTOUR	K4M-F7	1598	79	187	5H
LAGUNA GRANDTOUR	K4M-E7	1598	79	180	4A
LAGUNA GRANDTOUR	K4M-D7	1598	79	188	5H
LAGUNA GRANDTOUR	F4P-C7	1783	85	200	5H
LAGUNA GRANDTOUR	F4P-D7	1783	85	185	4A
LAGUNA GRANDTOUR	F4P-C7	1783	86	200	5H
LAGUNA GRANDTOUR	F4P-A7	1783	88	195	5H
LAGUNA GRANDTOUR	F4P-C7	1783	89	200	5H
LAGUNA GRANDTOUR	F4R-F7	1998	102	200	5H
LAGUNA GRANDTOUR	F5R-A7	1998	103	207	5H
LAGUNA GRANDTOUR V6	L7X-E7	2946	152	230	5A
LAGUNA GRANDTOUR DTI	F4Q-T7	1870	77	187	6H

Model (tip)	Cod motor	Cmc	kW	km/h	CV
LAGUNA GRANDTOUR CDI	F9Q-B7	1870	79	182	5H
LAGUNA GRANDTOUR DCI	F9Q-C7	1870	88	235	6H
MEGANE	K4J-C7	1390	70	185	5H
MEGANE	K4M-A7	1598	79	195	5H
MEGANE	K4M-B7	1598	79	187	4A
MEGANE	F4P-B7	1783	85	199	5H
MEGANE D	F8Q-N6	1870	47	158	5H
MEGANE DTI	F9Q-Q7	1870	59	170	5H
MEGANE DTI	F9Q-K7	1870	75	188	5H
MEGANE BREAK	K4J-C7	1390	70	182	5H
MEGANE BREAK	K4M-A7	1598	79	193	5H
MEGANE BREAK	K4M-B7	1598	79	185	4A
MEGANE BREAK	F4P-B7	1783	85	197	5H
MEGANE BREAK DTI	F9Q-Q7	1870	59	168	5H
MEGANE BREAK DTI	F9Q-K7	1870	75	185	5H
MEGANE CLASSIC	K4J-C7	1390	70	189	5H
MEGANE CLASSIC	K4M-A7	1598	79	198	5H
MEGANE CLASSIC	K4M-B7	1598	79	191	4A
MEGANE CLASSIC	F4P-B7	1783	85	201	5H
MEGANE CLASSIC D	F8Q-N6	1870	47	161	5H
MEGANE CLASSIC DTI	F9Q-Q7	1870	59	171	5H
MEGANE CLASSIC DTI	F9Q-K7	1870	75	189	5H
MEGANE COUPE	K4J-C7	1390	70	187	5H
MEGANE COUPE	K4M-A7	1598	79	198	5H
MEGANE COUPE	K4M-B7	1598	79	190	4A
MEGANE COUPE	F5R-D7	1998	103	213	5H
MEGANE COUPE DTI	F9Q-K7	1870	75	189	5H
MEGANE SCENIC TDI	F9Q-K7	1870	75	177	5H
MEGANE CABRIOLET	K4J-C7	1390	70	190	5H
MEGANE CABRIOLET	K4M-A7	1598	79	200	5H
MEGANE CABRIOLET	K4M-B7	1598	79	191	4A
MEGANE CABRIOLET	F5R-D7	1998	103	210	5H
SCENIC	K4J-C7	1390	70	173	5H
SCENIC	K4M-A7	1598	79	182	5H
SCENIC	K4M-B7	1598	79	180	4A
SCENIC	F4P-B7	1783	85	189	5H
SCENIC	F4R-C7	1998	102	196	5H
SCENIC	F4R-E7	1998	102	196	4A
SCENIC DTI	F9Q-Q7	1870	59	162	5H
SCENIC DTI	F9Q-K7	1870	75	177	5H
SCENIC RX4	F4R-C7	1998	102	178	5H
THALIA (SYMBOL)	K7J-A7	1390	55	170	5H
TWINGO	D7F-F7	1149	43	151	5H
TWINGO	D7F-F7	1149	43	151	5H
TWINGO	D7F-J7	1149	43	151	5A
TWINGO	D4F-A7	1149	55	168	5H
TWINGO	D4F-A7	1149	55	168	5A

# ROVER / MG

MG ROVER GROUP LIMITED, Lickey Road, Longbridge, Birmingham, B31 2 TB, England



[www.rover.com](http://www.rover.com), [www.automobilebavaria.ro](http://www.automobilebavaria.ro)



Model (tip)	Cod motor	Cmc	kW	km/h	CV
214 / 25	14K4F	1396	76	180	5H
216 / 25	16K4F	1588	80	185	5H
214 / 25	14K4F	1396	76	185	5H
216 / 25	16K4F	1588	80	190	5H
25	14K4M	1396	62	180	5H

Model (tip)	Cod motor	Cmc	kW	km/h	CV
25	14K4M	1396	62	168	5H
25	18K4F	1796	85	185	SA
25	18K4F	1796	86	185	SA
25	18K4K	1796	107	200	5H
25 D	20T2N	1994	74	185	5H

Model (tip)	Cod motor	Cmc	kW	km/h	CV
45	14K4F	1396	76	185	5H
45	16K4F	1588	80	190	5H
45	18K4F	1796	86	193	5H
45	18K4F	1796	86	185	SA
45	20K4F	1997	110	203	5H
45	20K4F	1997	110	203	5H
45 D	20T2N	1994	74	185	5H
75	18K4F	1796	88	195	5H
75	18K4F	1796	88	190	5A

Model (tip)	Cod motor	Cmc	kW	km/h	CV
75	20K4F	1997	110	210	5H
75	20K4F	1997	110	205	5A
75	25K4F	2497	130	220	5H
75	25K4F	2497	130	215	5A
75 CDT	204D2	1950	85	193	5H
75 CDT	204D2	1950	85	190	5A
MGF	18K4F	1796	88	193	5H
MGF	18K4F	1796	88	190	SA
MGF	18K4K	1796	107	212	5H

# SAAB

SAAB AUTOMOBILE AB, Head Offices, Trollhattan, Sweden

▶ [www.saab.com](http://www.saab.com), [www.saab-romania.ro](http://www.saab-romania.ro)



Model (tip)	Cod motor	Cmc	kW	km/h	CV
9-3	B205E	1985	110	215	5H
9-3	B205E	1985	110	210	4A
9-3	B205/TK	1985	125	220	5H
9-3	B205L	1985	136	230	5H
9-3	B205L	1985	136	225	4A
9-3	B205L	1985	136	230	4A
9-3	B205R	1985	151	235	5H
9-3	B205R	1985	151	230	4A
9-3	B205R	1985	151	235	4A
9-3	B235R	2290	169	245	5H
9-3 TID	D223L	2171	92	200	5H
9-3 CABRIO	B205E	1985	110	210	5H
9-3 CABRIO	B205E	1985	110	205	4A
9-3 CABRIO	B205/TK	1985	125	215	5H
9-3 CABRIO	B205L	1985	136	225	5H
9-3 CABRIO	B205L	1985	136	220	4A
9-3 CABRIO	B205L	1985	136	230	5H
9-3 CABRIO	B205L	1985	136	230	4A
9-3 CABRIO	B205R	1985	151	230	5H
9-3 CABRIO	B205R	1985	151	225	4A
9-3 CABRIO	B205R	1985	151	235	5H
9-3 CABRIO	B205R	1985	151	230	4A
9-3 CABRIO	B235R	2290	169	245	5H
9-5	B205E	1985	110	215	5H
9-5	B205E	1985	110	210	4A
9-5	B205E/TK	1985	136	230	5H
9-5	B205E/TK	1985	136	225	4A

Model (tip)	Cod motor	Cmc	kW	km/h	CV
9-5	B235E/DP	2290	120	220	5H
9-5	B235E/DP	2290	120	215	4A
9-5	B235E	2290	125	225	5H
9-5	B235E	2290	125	220	4A
9-5	B235E	2290	136	225	5H
9-5	B235E	2290	136	220	4A
9-5	B235R/TK	2290	169	240	5H
9-5	B235R/TK	2290	169	240	4A
9-5	B235R	2290	169	250	5H
9-5	B235R	2290	169	245	4A
9-5	B308E	2962	147	235	4A
9-5 KOMBI	B205E	1985	110	210	5H
9-5 KOMBI	B205E	1985	110	205	4A
9-5 KOMBI	B205E/TK	1985	136	225	5H
9-5 KOMBI	B205E/TK	1985	136	220	4A
9-5 KOMBI	B235E/DP	2290	120	215	5H
9-5 KOMBI	B235E/DP	2290	120	210	4A
9-5 KOMBI	B235E	2290	125	220	5H
9-5 KOMBI	B235E	2290	125	215	4A
9-5 KOMBI	B235E	2290	136	220	5H
9-5 KOMBI	B235E	2290	136	215	4A
9-5 KOMBI	B235R/TK	2290	169	240	5H
9-5 KOMBI	B235R/TK	2290	169	240	4A
9-5 KOMBI	B235R	2290	169	250	5H
9-5 KOMBI	B235R	2290	169	245	4A
9-5 KOMBI	B308E	2962	147	230	4A

# SEAT

SEAT SA, Zona Franca, Calle 2, Numero 1, 08004 Barcelona, Espana

▶ [www.seat.com](http://www.seat.com), [www.seat.ro](http://www.seat.ro)



# SEAT

Model (tip)	Cod motor	Cmc	kW	km/h	CV
ALHAMBRA	ATM	1984	85	177	6H
ALHAMBRA	ATM	1984	85	173	4A

Model (tip)	Cod motor	Cmc	kW	km/h	CV
ALHAMBRA	ATM	1984	85	180	6H
ALHAMBRA	AWC	1781	110	199	6H

Model (tip)	Cod motor	Cmc	kW	km/h	CV
ALHAMBRA	AWC	1781	110	195	5A
ALHAMBRA	AYL	2792	150	217	6H
ALHAMBRA	AYL	2792	150	212	5A
ALHAMBRA 4X4	AYL	2792	150	214	6H
ALHAMBRA TDI	ANU	1896	66	164	6H
ALHAMBRA TDI	AUY	1896	85	181	6H
ALHAMBRA TDI	AUY	1896	85	177	5A
ALHAMBRA TDI 4X4	AUY	1896	85	178	6H
AROSA	AUC	999	37	151	5H
AROSA	AUD	1390	44	160	5H
AROSA	AUD	1390	44	155	4A
AROSA	AUB	1390	74	188	5H
AROSA SDI	AKU	1716	44	157	5H
AROSA TDI	AMF	1422	55	170	5H
CORDOBA	AUC	999	37	145	5H
CORDOBA	AUD	1390	44	157	5H
CORDOBA	AUA	1390	55	170	5H
CORDOBA	AUB	1390	74	188	5H
CORDOBA	AUR	1595	74	184	5H
CORDOBA	AYP	1781	115	218	5H
CORDOBA SDI	AQM	1896	50	161	5H
CORDOBA TDI	AGR	1896	66	180	5H
CORDOBA TDI	ALH	1896	66	180	5H
CORDOBA TDI	ASV	1896	81	193	5H
CORDOBA VARIO	AUD	1390	44	155	5H
CORDOBA VARIO	AUA	1390	55	167	5H
CORDOBA VARIO	AUR	1595	74	183	5H
CORDOBA VARIO SDI	AQM	1896	50	155	5H
CORDOBA VARIO TDI	ALH	1896	66	176	5H
CORDOBA VARIO TDI	AGR	1896	66	176	5H
CORDOBA VARIO TDI	ASV	1896	81	190	5H
CORDOBA VARIO TDI	ASV	1896	81	190	5H
IBIZA	AUC	999	37	145	5H
IBIZA	AUD	1390	44	157	5H
IBIZA	AUA	1390	55	170	5H

Model (tip)	Cod motor	Cmc	kW	km/h	CV
IBIZA	AUB	1390	74	188	5H
IBIZA	AUR	1595	74	184	5H
IBIZA	AYP	1781	115	218	5H
IBIZA SDI	AQM	1896	50	161	5H
IBIZA TDI	AGR	1896	66	180	5H
IBIZA TDI	ALH	1896	66	180	5H
IBIZA TDI	ASV	1896	81	193	5H
INCA	AUD	1390	44	142	5H
INCA	AUA	1390	55	155	5H
INCA SDI	AYQ	1896	47	144	5H
INCA TDI	ALH	1896	66	165	5H
LEON	AXP	1390	55	170	5H
LEON	AUS	1598	77	192	5H
LEON	AZD	1598	77	192	5H
LEON	APG	1781	92	200	5H
LEON	APG	1781	92	197	4A
LEON	AUQ	1781	132	229	6H
LEON SYNCRO	ARY	1781	132	224	6H
LEON SYNCRO	AUE	2792	150	235	6H
LEON SDI	AQM	1896	50	160	5H
LEON TDI	ALH	1896	66	180	5H
LEON TDI	ASV	1896	81	193	5H
LEON TDI	ARL	1896	110	215	6H
LEON TDI SYNCRO	ARL	1896	110	211	6H
TOLEDO	AXP	1390	55	170	5H
TOLEDO	AUS	1598	77	192	5H
TOLEDO	AZD	1598	77	192	5H
TOLEDO	APG	1781	92	200	5H
TOLEDO	APG	1781	92	197	4A
TOLEDO	AQN	2324	125	225	5H
TOLEDO TDI	ALH	1896	66	180	5H
TOLEDO TDI	ASV	1896	81	193	5H
TOLEDO TDI	ARL	1896	110	215	6H

# SKODA

SKODA AUTO A.S., Trida Vazlava K Vementa 869, PSC 293 60 Mlada Boleslav, Ceska Rep.

▶ [www.skoda.com](http://www.skoda.com), [www.skoda.ro](http://www.skoda.ro)



Model (tip)	Cod motor	Cmc	kW	km/h	CV
FABIA	AQV	996	37	147	5H
FABIA	ATY	996	37	148	5H
FABIA	AZF	1397	44	157	5H
FABIA	AZF	1397	44	156	5H
FABIA	ATZ	1397	50	162	5H
FABIA	AUA	1390	55	167	5H
FABIA	AQW	1397	50	162	5H
FABIA	AQW	1397	50	162	5H
FABIA	AUA	1390	55	167	5H
FABIA	AUA	1390	55	168	5H
FABIA	AUA	1390	55	166	4A
FABIA	AUB	1390	74	185	5H
FABIA	AZL	1984	85	195	5H
FABIA SDI	ASY	1896	47	154	5H
FABIA SDI	ASY	1896	47	155	5H
FABIA TDI	ATD	1896	74	185	5H

Model (tip)	Cod motor	Cmc	kW	km/h	CV
FABIA TDI	ATD	1896	74	183	5H
FABIA COMBI	AZF	1397	44	159	5H
FABIA COMBI	AQW	1397	50	164	5H
FABIA COMBI	AUA	1390	55	170	5H
FABIA COMBI	AUA	1390	55	169	4A
FABIA COMBI	AUB	1390	74	186	5H
FABIA COMBI	AZL	1984	85	197	5H
FABIA COMBI SDI	ASY	1896	47	158	5H
FABIA COMBI TDI	ATD	1896	74	187	5H
OCTAVIA	AXP	1390	55	171	5H
OCTAVIA	AVU	1595	75	190	5H
OCTAVIA	AVU	1595	75	187	4A
OCTAVIA	AQY	1984	85	198	5H
OCTAVIA	AQY	1984	85	195	4A
OCTAVIA	AQY	1984	85	196	5H
OCTAVIA	AUM	1781	110	219	5H

Model (tip)	Cod motor	Cmc	kW	km/h	CV
OCTAVIA	AUM	1781	110	215	4A
OCTAVIA	AUQ	1781	132	235	5H
OCTAVIA 4X4	ARX	1781	110	211	5H
OCTAVIA GEPANZERT	AUM	1781	110	215	5H
OCTAVIA SDI	AQM	1896	50	163	5H
OCTAVIA TDI	ALH	1896	66	182	5H
OCTAVIA TDI	ALH	1896	66	176	4A
OCTAVIA TDI	ASV	1896	81	191	5H
OCTAVIA TDI	ASV	1896	81	192	5H
OCTAVIA TDI GEPANZERT	ASV	1896	81	190	5H
OCTAVIA COMBI	AXP	1390	55	171	5H
OCTAVIA COMBI	AVU	1595	75	190	5H
OCTAVIA COMBI	AVU	1595	75	187	4A

Model (tip)	Cod motor	Cmc	kW	km/h	CV
OCTAVIA COMBI	AQY	1984	85	194	5H
OCTAVIA COMBI	AQY	1984	85	198	5H
OCTAVIA COMBI	AQY	1984	85	195	4A
OCTAVIA COMBI	AUM	1781	110	219	5H
OCTAVIA COMBI	AUM	1781	110	215	4A
OCTAVIA COMBI 4X4	AZH	1984	85	193	5H
OCTAVIA COMBI 4X4	ATF	1984	88	193	5H
OCTAVIA COMBI 4X4	ARX	1781	110	211	5H
OCTAVIA COMBI SDI	AQM	1896	50	163	5H
OCTAVIA COMBI TDI	ALH	1896	66	182	5H
OCTAVIA COMBI TDI	ALH	1896	66	176	4A
OCTAVIA COMBI TDI	ASV	1896	81	191	5H
OCTAVIA COMBI TDI 4X4	ATD	1896	74	184	6H

# SUBARU



FUJI HEAVY INDUSTRIES LTD., Subaru Bldg., Tsunohazu, Shinjuku-ku, Tokyo, Japan

 [www.subaru.com](http://www.subaru.com), [www.subaru.ro](http://www.subaru.ro)


Model (tip)	Cod motor	Cmc	kW	km/h	CV
FORESTER	EJ20	1994	92	179	5H
FORESTER	EJ20	1994	92	167	4A
FORESTER	EJ20	1994	125	198	5H
FORESTER	EJ20	1994	125	189	4A
IMPREZA	EJ16	1597	70	167	5H
IMPREZA	EJ16	1597	70	167	5A
IMPREZA 4WD	EJ16	1597	70	172	5H
IMPREZA 4WD	EJ20	1994	92	190	5H
IMPREZA 4WD	EJ20	1994	92	181	4A
IMPREZA 4WD	EJ20	1994	160	230	5H
IMPREZA KOMBI	EJ16	1597	70	167	5H
IMPREZA KOMBI	EJ16	1597	70	167	5A
IMPREZA KOMBI 4WD	EJ16	1597	70	169	5H
IMPREZA KOMBI 4WD	EJ20	1994	92	185	5H
IMPREZA KOMBI 4WD	EJ20	1994	92	176	4A

Model (tip)	Cod motor	Cmc	kW	km/h	CV
IMPREZA KOMBI 4WD	EJ20	1994	160	225	5H
JUSTY	G13BB	1298	63	165	5H
JUSTY	G13BB	1298	63	155	3A
JUSTY 4WD	G13BB	1298	63	155	5H
LEGACY	EJ20	1994	92	194	5H
LEGACY	EJ20	1994	92	188	4A
LEGACY	EJ25	2457	115	208	5H
LEGACY	EJ25	2457	115	205	4A
LEGACY KOMBI	EJ20	1994	92	188	5H
LEGACY KOMBI	EJ20	1994	92	180	4A
LEGACY KOMBI	EJ25	2457	115	203	5H
LEGACY KOMBI	EJ25	2457	115	200	4A
LEGACY OUTBACK	EJ25	2457	115	197	5H
LEGACY OUTBACK	EJ25	2457	115	195	4A
LEGACY OUTBACK	EZ30	3000	154	210	4A

# SUZUKI



SUZUKI MOTOR Co., Hamamatsu-Nishi, P.O. Box 1, 432-91 Hamamatsu, Japan

 [www.suzuki.com](http://www.suzuki.com), [www.suzukimotors.ro](http://www.suzukimotors.ro), [www.suzukivest.ro](http://www.suzukivest.ro)

Model (tip)	Cod motor	Cmc	kW	km/h	CV
ALTO	G10BB	993	43	150	5H
ALTO	G10BB	993	43	145	3A
BALENO	G13BB	1298	63	160	5H
BALENO	G13BB	1298	63	155	3A
BALENO	G16B	1590	71	175	5H
BALENO	G16B	1590	71	165	4A
BALENO	J18A	1839	89	185	5H
BALENO	J18A	1839	89	180	4A

Model (tip)	Cod motor	Cmc	kW	km/h	CV
BALENO 4X4	G16B	1590	71	165	5H
BALENO TD	DHV	1905	55	160	5H
BALENO WAGON	G13BB	1298	63	160	5H
BALENO WAGON	G16B	1590	71	170	5H
BALENO WAGON	G16B	1590	71	165	4A
BALENO WAGON	J18A	1839	89	180	5H
BALENO WAGON	J18A	1839	89	175	4A
BALENO WAGON 4X4	G16B	1590	71	165	5H

Model (tip)	Cod motor	Cmc	kW	km/h	CV
BALENO WAGON TD	DHV	1905	55	160	5H
GRAND VITARA	G16B	1590	69	160	5H
GRAND VITARA	G16B	1590	69	140	4A
GRAND VITARA	G16B	1590	69	142	4A
GRAND VITARA	J20A	1995	94	160	5H
GRAND VITARA	J20A	1995	94	145	4A
GRAND VITARA	J20A	1995	94	165	5H
GRAND VITARA	J20A	1995	94	160	4A
GRAND VITARA	H25A	2493	106	175	5H
GRAND VITARA	H25A	2493	106	170	4A
IGNIS	M13A	1328	61	160	5H
IGNIS	M13A	1328	61	155	4A
IGNIS 4X4	M13A	1328	61	155	5H
IGNIS 4X4	M13A	1328	61	150	4A
JIMNY	G13BB	1298	59	140	5H
JIMNY	M13A	1328	60	140	5H
JIMNY 4WD	G13BB	1298	59	140	5H
JIMNY 4WD	G13BB	1298	59	135	4A

Model (tip)	Cod motor	Cmc	kW	km/h	CV
JIMNY 4WD	M13A	1328	60	140	5H
JIMNY 4WD	M13A	1328	60	135	5A
SAMURAI	G13BB	1298	59	135	5H
SAMURAI D	F8Q	1870	47	130	5H
SAMURAI CABRIO	G13BB	1298	59	135	5H
SAMURAI CABRIO D	F8Q	1870	47	130	5H
SWIFT	G10A	993	39	145	5H
SWIFT	G10A	993	39	140	3A
SWIFT	G13BB	1298	63	165	5H
SWIFT	G13BB	1298	63	155	3A
SWIFT 4X4	G13BB	1298	63	155	5H
VITARA	G16B	1590	71	150	5H
VITARA CABRIO	G16B	1590	71	150	5H
VITARA LONG	G16B	1590	71	150	5H
WAGON R+	G13BB	1298	56	155	5H
WAGON R+	G13BB	1298	56	145	4A
CARRY	G13BB	1298	58	140	5H

# TOYOTA / LEXUS



TOYOTA MOTOR Co. Ltd., Toyota-shi, Aichi-ken, Japan

[www.toyota.com](http://www.toyota.com), [www.toyotaromania.ro](http://www.toyotaromania.ro)

Model (tip)	Cod motor	Cmc	kW	km/h	CV
AVENSIS	3ZZ-FE	1598	81	195	5H
AVENSIS	1ZZ-FE	1794	95	200	5H
AVENSIS	1ZZ-FE	1794	95	195	4A
AVENSIS	1AZ-FSE	1998	110	210	5H
AVENSIS	1AZ-FSE	1998	110	205	4A
AVENSIS D-4D	1CD-FTV	1995	81	195	5H
AVENSIS COMBI	3ZZ-FE	1598	81	190	5H
AVENSIS COMBI	1ZZ-FE	1794	95	195	5H
AVENSIS COMBI	1ZZ-FE	1794	95	190	4A
AVENSIS COMBI	1AZ-FSE	1998	110	205	5H
AVENSIS COMBI	1AZ-FSE	1998	110	200	4A
AVENSIS COMBI D-4D	1CD-FTV	1995	81	190	5H
CAMRY	5S-FE	2164	93	200	5H
CAMRY	5S-FE	2164	93	195	4A
CAMRY	1MZ-FE	2995	135	220	4A
CAMRY	1MZ-FE	2995	135	220	4A
CELICA	1ZZ-FE	1794	105	205	6H
CELICA	2ZZ-GE	1796	141	225	6H
COROLLA	4ZZ-FE	1398	71	185	5H
COROLLA	3ZZ-FE	1598	81	195	5H
COROLLA	3ZZ-FE	1598	81	175	4A
COROLLA D	1WZ	1867	51	165	5H
COROLLA D-4D	1CD-FTV	1995	66	180	5H
COROLLA COMPACT	4ZZ-FE	1398	71	185	5H
COROLLA COMPACT	4ZZ-FE	1398	71	185	6H
COROLLA COMPACT	3ZZ-FE	1598	81	195	5H
COROLLA COMPACT	3ZZ-FE	1598	81	175	4A
COROLLA COMPACT	3ZZ-FE	1598	81	195	6H
COROLLA COMPACT D	1WZ	1867	51	165	5H
COROLLA COMPACT D-4D	1CD-FTV	1995	66	180	5H
COROLLA COMBI	4ZZ-FE	1398	71	185	5H
COROLLA COMBI	3ZZ-FE	1598	81	195	5H
COROLLA COMBI	3ZZ-FE	1598	81	175	4A

Model (tip)	Cod motor	Cmc	kW	km/h	CV
COROLLA COMBI D	1WZ	1867	51	165	5H
COROLLA COMBI D-4D	1CD-FTV	1995	66	180	5H
COROLLA COMBI 4X4	7A-FE	1762	81	180	5H
COROLLA LIFTBACK	4ZZ-FE	1398	71	185	5H
COROLLA LIFTBACK	3ZZ-FE	1598	81	195	5H
COROLLA LIFTBACK	3ZZ-FE	1598	81	175	4A
COROLLA LIFTBACK	3ZZ-FE	1598	81	195	6H
COROLLA LIFTBACK D	1WZ	1867	51	165	5H
COROLLA LIFTBACK D-4D	1CD-FTV	1995	66	180	5H
LANDCRUISER 90	1KD-FTV	2982	120	165	4A
LEXUS IS 200	1G-FE	1988	114	215	6H
LEXUS IS 200	1G-FE	1988	114	205	4A
LEXUS GS 300	2JZ-GE	2997	161	230	5A
LEXUS GS 430	3UZ-FE	4293	208	250	5A
LEXUS LS 430	3UZ-FE	4293	207	250	5A
LEXUS RX 300	1MZ-FE	2995	148	180	4A
MR2	1ZZ-FE	1794	103	210	5H
PICNIC	3S-FE	1998	90	180	5H
PICNIC	3S-FE	1998	90	180	4A
PREVIA	2AZ-FE	2362	115	185	5H
PREVIA	2AZ-FE	2362	115	180	4A
PREVIA TDI	1CD-FTV	1995	85	175	5H
PRIUS	1NZ-FXE	1497	53	160	SA
RAV4	1ZZ-FE	1794	92	175	5H
RAV4	1AZ-FE	1998	110	185	5H
RAV4	1AZ-FE	1998	110	175	4A
YARIS	1SZ-FE	998	50	155	5H
YARIS	2NZ-FE	1299	63	175	5H
YARIS	2NZ-FE	1299	63	165	4A
YARIS	1NZ-FE	1497	78	190	5H
YARIS VERSO	2NZ-FE	1299	63	165	5H
YARIS VERSO	2NZ-FE	1299	63	155	4A
YARIS VERSO	1NZ-FE	1497	78	175	5H

# VOLKSWAGEN

VOLKSWAGEN AG, Wolfsburg, Deutschland



[www.volkswagen.com](http://www.volkswagen.com), [www.volkswagen.ro](http://www.volkswagen.ro)



Model (tip)	Cod motor	Cmc	kW	km/h	CV
BORA	AQY	1984	85	195	5H
BORA	AXP	1390	55	171	5H
BORA	AVU	1595	74	189	5H
BORA	AVU	1595	74	185	4A
BORA	AZD	1595	77	192	5H
BORA	AUS	1598	77	192	5H
BORA	AQY	1984	85	195	5H
BORA	AQY	1984	85	192	4A
BORA	AUM	1781	110	216	5H
BORA	AUM	1781	110	212	4A
BORA	AQN	2324	125	224	5H
BORA	AQN	2324	125	220	5A
BORA 4MOTION	AZH	1984	85	192	5H
BORA 4MOTION	ATF	1984	88	195	5H
BORA 4MOTION	AQN	2324	125	220	6H
BORA 4MOTION	AUE	2792	150	235	6H
BORA SDI	AQM	1896	50	160	5H
BORA TDI	ALH	1896	66	180	5H
BORA TDI	ALH	1896	66	176	4A
BORA TDI	ATD	1896	74	188	5H
BORA TDI	ATD	1896	74	185	5A
BORA TDI	ASV	1896	81	193	5H
BORA TDI	AUY	1896	85	195	5H
BORA TDI	AUY	1896	85	195	6H
BORA TDI	AUY	1896	85	192	5A
BORA TDI	AJM	1896	85	195	6H
BORA TDI	ASZ	1896	96	205	6H
BORA TDI	ASZ	1896	96	202	5A
BORA TDI	ARL	1896	110	216	6H
BORA TDI 4MOTION	ATD	1896	74	185	6H
BORA TDI 4MOTION	AJM	1896	85	192	6H
BORA TDI 4MOTION	AUY	1896	85	192	6H
BORA TDI 4MOTION	ASZ	1896	96	202	6H
BORA TDI 4MOTION	ARL	1896	110	211	6H
BORA VARIANT	AXP	1390	55	171	5H
BORA VARIANT	AVU	1595	74	189	5H
BORA VARIANT	AVU	1595	74	185	4A
BORA VARIANT	AZD	1595	77	192	5H
BORA VARIANT	AUS	1598	77	192	5H
BORA VARIANT	AQY	1984	85	195	5H
BORA VARIANT	AQY	1984	85	192	4A
BORA VARIANT	AUM	1781	110	216	5H
BORA VARIANT	AUM	1781	110	212	4A
BORA VARIANT	AQN	2324	125	224	5H
BORA VARIANT	AQN	2324	125	220	5A
BORA VARIANT 4MOTION	AZH	1984	85	192	5H
BORA VARIANT 4MOTION	ATF	1984	88	195	5H
BORA VARIANT 4MOTION	AQN	2324	125	220	6H
BORA VARIANT 4MOTION	AUE	2792	150	235	6H
BORA VARIANT TDI	ALH	1896	66	180	5H
BORA VARIANT TDI	ALH	1896	66	176	4A
BORA VARIANT TDI	ATD	1896	74	188	5H
BORA VARIANT TDI	ATD	1896	74	185	5A
BORA VARIANT TDI	ASV	1896	81	193	5H
BORA VARIANT TDI	AUY	1896	85	195	5H
BORA VARIANT TDI	AUY	1896	85	195	6H
BORA VARIANT TDI	AUY	1896	85	192	5A

Model (tip)	Cod motor	Cmc	kW	km/h	CV
BORA VARIANT TDI	AJM	1896	85	195	6H
BORA VARIANT TDI	ASZ	1896	96	205	6H
BORA VARIANT TDI	ASZ	1896	96	202	5A
BORA VARIANT TDI 4MOTION	ATD	1896	74	185	6H
BORA VARIANT TDI 4MOTION	AJM	1896	85	192	6H
BORA VARIANT TDI 4MOTION	AUY	1896	85	192	6H
BORA VARIANT TDI 4MOTION	ASZ	1896	96	202	6H
CADDY	AUD	1390	44	142	5H
CADDY	AUA	1390	55	155	5H
CADDY SDI	AYQ	1896	47	144	5H
CADDY TDI	ALH	1896	66	165	5H
CALIFORNIA	APL	2461	85	161	5H
CALIFORNIA	APL	2461	85	157	4A
CALIFORNIA	AVT	2461	85	161	5H
CALIFORNIA	AVT	2461	85	157	4A
CALIFORNIA	AMV	2792	150	189	4A
CALIFORNIA SYNCRO	APL	2461	85	159	5H
CALIFORNIA SYNCRO	AVT	2461	85	159	5H
CALIFORNIA COMPACT	APL	2461	85	160	5H
CALIFORNIA COMPACT	APL	2461	85	156	4A
CALIFORNIA COMPACT	AVT	2461	85	160	5H
CALIFORNIA COMPACT	AVT	2461	85	156	4A
CALIFORNIA COMPACT SYNCRO	APL	2461	85	158	5H
CALIFORNIA COMPACT SYNCRO	AVT	2461	85	158	5H
CALIFORNIA HOCH	APL	2461	85	150	5H
CALIFORNIA HOCH	APL	2461	85	146	4A
CALIFORNIA HOCH	AVT	2461	85	150	5H
CALIFORNIA HOCH	AVT	2461	85	146	4A
CALIFORNIA HOCH SYNCRO	APL	2461	85	148	5H
CALIFORNIA HOCH SYNCRO	AVT	2461	85	148	5H
CARAVELLE	APL	2461	85	164	5H
CARAVELLE	APL	2461	85	160	4A
CARAVELLE	AVT	2461	85	164	5H
CARAVELLE	AVT	2461	85	160	4A
CARAVELLE SYNCRO	APL	2461	85	162	5H
CARAVELLE SYNCRO	AVT	2461	85	162	5H
CARAVELLE/TRANSPORTER/MULTI.	AMV	2792	150	194	4A
GOLF	AXP	1390	55	171	5H
GOLF	AVU	1595	74	189	5H
GOLF	AVU	1595	74	185	4A
GOLF	AZD	1595	77	192	5H
GOLF	AUS	1598	77	192	5H
GOLF	AQY	1984	85	195	5H
GOLF	AQY	1984	85	192	4A
GOLF	AUM	1781	110	216	5H
GOLF	AUM	1781	110	212	4A
GOLF	AQN	2324	125	224	5H
GOLF	AQN	2324	125	220	5A
GOLF 4MOTION	ATF	1984	88	195	5H
GOLF 4MOTION	AZH	1984	85	192	5H
GOLF 4MOTION	AQN	2324	125	220	6H
GOLF 4MOTION	AUE	2792	150	235	6H
GOLF SDI	AQM	1896	50	160	5H
GOLF TDI	ALH	1896	66	180	5H
GOLF TDI	ALH	1896	66	176	4A
GOLF TDI	ATD	1896	74	188	5H
GOLF TDI	ATD	1896	74	185	5A



Model (tip)	Cod motor	Cmc	kW	km/h	CV
GOLF TDI	ASV	1896	81	193	5H
GOLF TDI	AUY	1896	85	195	5H
GOLF TDI	AUY	1896	85	195	6H
GOLF TDI	AUY	1896	85	192	5A
GOLF TDI	AJM	1896	85	195	6H
GOLF TDI	ASZ	1896	96	205	6H
GOLF TDI	ASZ	1896	96	202	5A
GOLF TDI	ARL	1896	110	216	6H
GOLF TDI 4MOTION	ATD	1896	74	185	6H
GOLF TDI 4MOTION	AJM	1896	85	192	6H
GOLF TDI 4MOTION	AUY	1896	85	192	6H
GOLF TDI 4MOTION	ASZ	1896	96	202	6H
GOLF TDI 4MOTION	ARL	1896	110	211	6H
GOLF VARIANT	AXP	1390	55	171	5H
GOLF VARIANT	AVU	1595	74	189	5H
GOLF VARIANT	AVU	1595	74	185	4A
GOLF VARIANT	AZD	1595	77	192	5H
GOLF VARIANT	AUS	1598	77	192	5H
GOLF VARIANT	AQY	1984	85	195	5H
GOLF VARIANT	AQY	1984	85	192	4A
GOLF VARIANT	AUM	1781	110	216	5H
GOLF VARIANT	AUM	1781	110	212	4A
GOLF VARIANT	AQN	2324	125	224	5H
GOLF VARIANT	AQN	2324	125	220	5A
GOLF VARIANT 4MOTION	AZH	1984	85	192	5H
GOLF VARIANT 4MOTION	ATF	1984	88	195	5H
GOLF VARIANT 4MOTION	AQN	2324	125	220	6H
GOLF VARIANT 4MOTION	AUE	2792	150	235	6H
GOLF VARIANT SDI	AQM	1896	50	160	5H
GOLF VARIANT TDI	ALH	1896	66	180	5H
GOLF VARIANT TDI	ALH	1896	66	176	4A
GOLF VARIANT TDI	ATD	1896	74	188	5H
GOLF VARIANT TDI	ATD	1896	74	185	5A
GOLF VARIANT TDI	ASV	1896	81	193	5H
GOLF VARIANT TDI	AUY	1896	85	195	5H
GOLF VARIANT TDI	AJM	1896	85	195	6H
GOLF VARIANT TDI	AUY	1896	85	195	5H
GOLF VARIANT TDI	AUY	1896	85	195	6H
GOLF VARIANT TDI	AUY	1896	85	192	5A
GOLF VARIANT TDI	ASZ	1896	96	205	6H
GOLF VARIANT TDI	ASZ	1896	96	202	5A
GOLF VARIANT TDI 4MOTION	ATD	1896	74	185	6H
GOLF VARIANT TDI 4MOTION	AJM	1896	85	192	6H
GOLF VARIANT TDI 4MOTION	AUY	1896	85	192	6H
GOLF VARIANT TDI 4MOTION	ASZ	1896	96	202	6H
GOLF CABRIOLET	AWG	1984	85	193	5H
GOLF CABRIOLET	AWF	1984	85	189	4A
GOLF CABRIOLET TDI	ALE	1896	66	175	5H
LUPO	AUC	999	37	152	5H
LUPO	AUD	1390	44	160	5H
LUPO	AUA	1390	55	172	5H
LUPO	AUA	1390	55	168	4A
LUPO	AUB	1390	74	188	5H
LUPO	AVY	1598	92	205	5H
LUPO	AVY	1598	92	205	6H
LUPO FSI	ARR	1398	77	199	5A
LUPO SDI	AKU	1716	44	157	5H
LUPO TDI	ANY	1191	45	165	5A
LUPO TDI	AYZ	1191	45	165	5A
LUPO TDI	AMF	1422	55	170	5H
MULTIVAN	APL	2461	85	164	5H
MULTIVAN	APL	2461	85	160	4A
MULTIVAN	AVT	2461	85	164	5H
MULTIVAN	AVT	2461	85	160	4A
MULTIVAN SYNCRO	APL	2461	85	162	5H
MULTIVAN SYNCRO	AVT	2461	85	162	5H

Model (tip)	Cod motor	Cmc	kW	km/h	CV
NEW BEETLE	AYD	1595	75	179	5H
NEW BEETLE	AYD	1595	75	175	4A
NEW BEETLE	AQY	1984	85	185	5H
NEW BEETLE	AQY	1984	85	182	4A
NEW BEETLE	AWU	1781	110	203	5H
NEW BEETLE	AWU	1781	110	199	4A
NEW BEETLE	AQN	2324	125	211	5H
NEW BEETLE RSI	AXJ	3188	165	225	6H
NEW BEETLE TDI	ALH	1896	66	171	5H
NEW BEETLE TDI	ALH	1896	66	168	4A
NEW BEETLE TDI	ATD	1896	74	178	5H
PASSAT	ALZ	1595	75	192	5H
PASSAT	AZM	1984	85	200	5H
PASSAT	AZM	1984	85	193	4A
PASSAT	ASU	1984	88	203	5H
PASSAT	ASU	1984	88	199	4A
PASSAT	AWT	1781	110	221	5H
PASSAT	AWT	1781	110	215	5A
PASSAT	AZX	2324	125	228	5H
PASSAT	AZX	2324	125	224	5A
PASSAT	AKN	2496	110	220	6H
PASSAT	AKN	2496	110	214	5A
PASSAT 4MOTION	AZM	1984	85	196	5H
PASSAT 4MOTION	AZX	2324	125	224	5H
PASSAT 4MOTION	AMX	2771	142	238	5H
PASSAT 4MOTION	AMX	2771	142	233	5A
PASSAT 4MOTION	AKN	2496	110	216	6H
PASSAT 4MOTION	AKN	2496	110	212	5A
PASSAT GEPANZERT 4MOTION	AMX	2771	142	235	5H
PASSAT GEPANZERT 4MOTION	AMX	2771	142	230	5A
PASSAT SYNCRO	ASU	1984	88	199	5H
PASSAT TDI	AVB	1896	74	191	5H
PASSAT TDI	AVB	1896	74	185	4A
PASSAT TDI	AJM	1896	85	200	5H
PASSAT TDI	AJM	1896	85	197	5A
PASSAT TDI	ATJ	1896	85	200	5H
PASSAT TDI	ATJ	1896	85	200	6H
PASSAT TDI	ATJ	1896	85	197	5A
PASSAT TDI	AVF	1896	96	208	5H
PASSAT TDI	AVF	1896	96	208	6H
PASSAT TDI	AVF	1896	96	203	5A
PASSAT TDI	AWX	1896	96	208	5H
PASSAT TDI	AKN	2496	110	220	6H
PASSAT TDI	AKN	2496	110	214	5A
PASSAT TDI 4MOTION	AVF	1896	96	204	6H
PASSAT TDI SYNCRO	ATJ	1896	85	197	6H
PASSAT TDI SYNCRO	AKN	2496	110	216	6H
PASSAT TDI SYNCRO	AKN	2496	110	212	5A
PASSAT VARIANT	ALZ	1595	75	185	5H
PASSAT VARIANT	AZM	1984	85	194	5H
PASSAT VARIANT	AZM	1984	85	187	4A
PASSAT VARIANT	ASU	1984	88	196	5H
PASSAT VARIANT	ASU	1984	88	192	4A
PASSAT VARIANT	AWT	1781	110	214	5H
PASSAT VARIANT	AWT	1781	110	208	5A
PASSAT VARIANT	AKN	2496	110	214	6H
PASSAT VARIANT	AKN	2496	110	208	5A
PASSAT VARIANT	AZX	2324	125	221	5H
PASSAT VARIANT	AZX	2324	125	217	5A
PASSAT VARIANT 4MOTION	AZM	1984	85	190	5H
PASSAT VARIANT 4MOTION	AVF	1896	96	197	6H
PASSAT VARIANT 4MOTION	AKN	2496	110	211	6H
PASSAT VARIANT 4MOTION	AKN	2496	110	206	5A
PASSAT VARIANT 4MOTION	AZX	2324	125	216	5H
PASSAT VARIANT 4MOTION	AMX	2771	142	232	5H
PASSAT VARIANT 4MOTION	AMX	2771	142	227	5A


Model (tip)	Cod motor	Cmc	kW	km/h	CV
PASSAT VARIANT SYNCRO	ASU	1984	88	192	5H
PASSAT VARIANT TDI	AVB	1896	74	184	5H
PASSAT VARIANT TDI	AVB	1896	74	178	4A
PASSAT VARIANT TDI	AJM	1896	85	194	5H
PASSAT VARIANT TDI	AJM	1896	85	190	5A
PASSAT VARIANT TDI	ATJ	1896	85	194	5H
PASSAT VARIANT TDI	ATJ	1896	85	194	6H
PASSAT VARIANT TDI	ATJ	1896	85	190	5A
PASSAT VARIANT TDI	AVF	1896	96	201	5H
PASSAT VARIANT TDI	AVF	1896	96	201	6H
PASSAT VARIANT TDI	AVF	1896	96	196	5A
PASSAT VARIANT TDI	AWX	1896	96	201	5H
PASSAT VARIANT TDI	AKN	2496	110	214	6H
PASSAT VARIANT TDI	AKN	2496	110	208	5A
PASSAT VARIANT TDI SYNCRO	ATJ	1896	85	190	6H
PASSAT VARIANT TDI SYNCRO	AKN	2496	110	211	6H
PASSAT VARIANT TDI SYNCRO	AKN	2496	110	206	5A
POLO	AUC	999	37	151	5H
POLO	AKP	1390	40	156	5H
POLO	AUD	1390	44	160	5H
POLO	AUD	1390	44	155	4A
POLO	AUA	1390	55	172	5H
POLO	AUA	1390	55	168	5H
POLO	AUA	1390	55	168	4A
POLO	AUB	1390	74	188	5H
POLO	ARC	1598	92	206	5H
POLO	AVY	1598	92	206	5H
POLO D	ASX	1896	47	160	5H
POLO SDI	AKU	1716	44	157	5H
POLO TDI	AMF	1422	55	170	5H
POLO CLASSIC	AUD	1390	44	157	5H
POLO CLASSIC	AUA	1390	55	170	5H
POLO CLASSIC	AUR	1595	74	188	5H
POLO CLASSIC SDI	AQM	1896	50	161	5H
POLO CLASSIC TDI	ALH	1896	66	180	5H

Model (tip)	Cod motor	Cmc	kW	km/h	CV
POLO CLASSIC TDI	ASV	1896	81	193	5H
POLO VARIANT	AUD	1390	44	155	5H
POLO VARIANT	AUA	1390	55	167	5H
POLO VARIANT	AUR	1595	74	186	5H
POLO VARIANT SDI	AQM	1896	50	155	5H
POLO VARIANT TDI	ALH	1896	66	176	5H
POLO VARIANT TDI	ASV	1896	81	190	5H
SHARAN	ATM	1984	85	180	6H
SHARAN	ATM	1984	85	177	6H
SHARAN	ATM	1984	85	173	4A
SHARAN	AWC	1781	110	199	6H
SHARAN	AWC	1781	110	195	5A
SHARAN	AYL	2792	150	217	6H
SHARAN	AYL	2792	150	212	5A
SHARAN SYNCRO	AYL	2792	150	214	6H
SHARAN TDI	ANU	1896	66	164	6H
SHARAN TDI	AUY	1896	85	181	6H
SHARAN TDI	AUY	1896	85	177	5A
SHARAN TDI SYNCRO	AUY	1896	85	178	6H
TRANSPORTER	APL	2461	85	164	5H
TRANSPORTER	APL	2461	85	160	4A
TRANSPORTER	AVT	2461	85	164	5H
TRANSPORTER	AVT	2461	85	160	4A
TRANSPORTER SYNCRO	APL	2461	85	162	5H
TRANSPORTER SYNCRO	AVT	2461	85	162	5H
TRANSPORTER HOCH	APL	2461	85	157	5H
TRANSPORTER HOCH	APL	2461	85	153	4A
TRANSPORTER HOCH	AVT	2461	85	157	5H
TRANSPORTER HOCH	AVT	2461	85	153	4A
TRANSPORTER HOCH SYNCRO	APL	2461	85	162	5H
TRANSPORTER HOCH SYNCRO	AVT	2461	85	162	5H
TRANSPORTER PRITSCHENWAGEN	AVT	2461	85	152	5H
TRANSPORTER PRITSCHENWAGEN	AVT	2461	85	148	4A
TRANSPORTER PRIT. SYNCRO	AVT	2461	85	150	5H

# VOLVO

# VOLVO

VOLVO CAR CORPORATION, S-405 31 Göteborg, Sweden

 [www.volvocars.com](http://www.volvocars.com), [www.volvocars.ro](http://www.volvocars.ro)

Model (tip)	Cod motor	Cmc	kW	km/h	CV
C70	B5204T4	1984	120	220	5H
C70	B5204T4	1984	120	210	4A
C70	B5244S	2435	125	215	5H
C70	B5244S	2435	125	210	5A
C70	B5244T	2435	142	230	5H
C70	B5244T	2435	142	225	4A
C70	B5234T3	2319	176	250	5H
C70	B5234T3	2319	176	240	4A
C70 CABRIO	B5204T4	1984	120	200	5H
C70 CABRIO	B5204T4	1984	120	195	4A
C70 CABRIO	B5244S	2435	125	205	5H
C70 CABRIO	B5244S	2435	125	200	5A
C70 CABRIO	B5244T	2435	142	220	5H
C70 CABRIO	B5254T	2435	142	210	4A
C70 CABRIO	B5234T3	2319	176	235	5H

Model (tip)	Cod motor	Cmc	kW	km/h	CV
C70 CABRIO	B5234T3	2319	176	225	4A
S40	B4164S2	1587	80	190	5H
S40	B4184S3	1783	85	195	5H
S40	B4184S3	1783	85	190	4A
S40	B4184S10	1783	85	195	5H
S40	B4184S2	1783	90	200	5H
S40	B4184S2	1783	90	195	4A
S40	B4184S9	1783	90	200	5H
S40	B4184S2	1783	90	195	5A
S40	B4204S2	1948	100	205	5H
S40	B4204S2	1948	100	200	4A
S40	B4204S2	1948	100	200	5A
S40	B4204T3	1948	121	220	5H
S40	B4204T3	1948	121	215	5A
S40	B4204T5	1948	147	235	5H

Model (tip)	Cod motor	Cmc	kW	km/h	CV
S40	B4204T5	1948	147	230	5A
S40 GDI	B4184SJ	1834	90	200	5H
S40 TDI	D4192T4	1870	75	185	5H
S40 TDI	D4192T3	1870	85	195	5H
S60	B5244S2	2435	103	210	5H
S60	B5244S2	2435	103	205	5A
S60	B5244S	2435	125	225	5H
S60	B5244S	2435	125	220	5A
S60	B5204T5	1984	132	225	5H
S60	B5204T5	1984	132	215	5A
S60	B5244T3	2435	147	230	5H
S60	B5244T3	2435	147	225	5A
S60	B5234T3	2319	184	250	5H
S60	B5234T3	2319	184	245	5A
S60 D5	D5244T	2401	120	210	5H
S70	B5244S	2435	103	200	5H
S70	B5244S	2435	103	195	5A
S70	B5244S	2435	125	210	5H
S70	B5244S	2435	125	205	5A
S70	B5254T	2435	142	225	5H
S70	B5254T	2435	142	220	4A
S70	B5234T3	2319	176	245	5H
S70	B5234T3	2319	176	235	4A
S70 AWD	B5254T	2435	142	220	5H
S70 AWD	B5254T	2435	142	210	4A
S70 GEPANZERT	B5234T3	2319	176	235	4A
S80	B5244S2	2435	103	205	5H
S80	B5244S2	2435	103	200	5A
S80	B5244S	2435	125	220	5H
S80	B5244S	2435	125	215	5A
S80	B5204T5	1984	132	225	5H
S80	B5204T5	1984	132	215	5A
S80	B6294S	2922	147	235	5H
S80	B6294S	2922	147	225	4A
S80	B5244T3	2435	147	230	5H
S80	B5244T3	2435	147	220	5A
S80	B6294S	2922	147	235	5H
S80	B6294S	2922	147	225	4A
S80	B6284T	2783	200	250	4A
S80 GEPANZERT	B6284T	2783	200	250	4A
S80 TDI	D5244T	2401	120	210	5H
V40	B4164S2	1587	80	190	5H
V40	B4184S10	1783	85	195	5H

Model (tip)	Cod motor	Cmc	kW	km/h	CV
V40	B4184S3	1783	85	195	5H
V40	B4184S3	1783	85	190	4A
V40	B4184S9	1783	90	200	5H
V40	B4184S2	1783	90	195	5A
V40	B4184S2	1783	90	200	5H
V40	B4184S2	1783	90	195	4A
V40	B4204S2	1948	100	205	5H
V40	B4204S2	1948	100	200	4A
V40	B4204S2	1948	100	200	5A
V40	B4204T3	1948	121	220	5H
V40	B4204T3	1948	121	215	5A
V40	B4204T5	1948	147	235	5H
V40	B4204T5	1948	147	230	5A
V40 GDI	B4184SJ	1834	90	200	5H
V40 TDI	D4192T4	1870	75	185	5H
V40 TDI	D4192T3	1870	85	195	5H
V70	B5244S	2435	103	200	5H
V70	B5244S	2435	103	195	5A
V70	B5244S2	2435	103	205	5H
V70	B5244S2	2435	103	200	5A
V70	B5244S	2435	125	210	5H
V70	B5244S	2435	125	205	5A
V70	B5244S	2435	125	210	5A
V70	B5204T5	1984	132	220	5H
V70	B5204T5	1984	132	210	5A
V70	B5254T	2435	142	225	5H
V70	B5254T	2435	142	220	4A
V70	B5244T3	2435	147	225	5H
V70	B5244T3	2435	147	220	5A
V70	B5234T3	2319	176	245	5H
V70	B5234T3	2319	176	235	4A
V70	B5234T3	2319	184	250	5H
V70	B5234T3	2319	184	240	5A
V70 GEPANZERT	B5234T3	2319	176	235	4A
V70 TDI	D5244T	2401	120	210	5H
V70 AWD	B5254T	2435	142	220	5H
V70 AWD	B5254T	2435	142	210	4A
V70 AWD	B5244T3	2435	147	210	5H
V70 AWD	B5244T3	2435	147	210	5A
V70 AWD	B5244T3	2435	147	200	5A
V70 AWD GEPANZERT	B5254T	2435	142	210	4A
V70 CROSS COUNTRY	B5254T	2435	142	220	5H
V70 CROSS COUNTRY	B5254T	2435	142	210	4A

## ADRESE UTILE:

**www.rarom.ro** - Registrului Auto Român, ca autoritate competentă pentru activitățile de registru auto, în domeniul siguranței rutiere, protecției mediului înconjurător și asigurării calității, desfășoară următoarele activități: omologare de tip și individuală a vehiculelor, identificare a vehiculelor, determinare a anului de fabricație a unui vehicul, verificare tehnică, eliberarea cărții de identitate a vehiculului (CIV), modificare CIV, consultanță, inspecții tehnice - supravegherea parcului național de vehicule, inspecția și controlul agenților economici din domeniu, formare și instruire personal.

**www.apia.ro** - site-ul Asociației Producătorilor și Importatorilor de Automobile din România.

**www.mobile.de** - site german care găzduiește peste 750.000 de anunțuri de vânzare a automobilelor second-hand din cele mai importante piețe din Europa.

**www.faircar.autoscout24.de** - site german cu anunțuri de vânzare a automobilelor second-hand.

**Drepturile de publicare ale prezentei liste aparțin REGISTRULUI AUTO ROMÂN, respectiv revistei AUTO TEST MAGAZIN. Reproducerea parțială sau integrală a materialelor din cuprinsul acestui supliment se poate face numai cu acordul scris al editorului, REGISTRUL AUTO ROMÂN.**